

Approved for tabling  
SNA  
4/6/24




REPUBLIC OF KENYA  
THE NATIONAL ASSEMBLY

Rt. Hon. Speaker  
may approve  
tabling.  
CWA  
4/6/24

THIRTEENTH PARLIAMENT – THIRD SESSION -2024  
SELECT COMMITTEE ON BUDGET AND APPROPRIATIONS

REPORT ON THE EQUALIZATION FUND APPROPRIATION (NO. 2) BILL,  
2023 (SENATE BILL NO. 3 OF 2023).

 THE NATIONAL ASSEMBLY PAPERS LAID	
DATE: 04 JUN 2024	DAY: TUESDAY
TABLED BY: CHAIRPERSON	HON. MURINDI MURORO, CBS, MP
CLERK-AT-THE-TABLE: MURORO MURORO	

The Clerk's Chambers  
National Assembly  
Parliament Buildings  
NAIROBI

JUNE, 2024

NATIONAL ASSEMBLY  
RECEIVED  
04 JUN 2024  
SPEAKER'S OFFICE  
P. O. Box 41842, NAIROBI.

## TABLE OF CONTENTS

<b>TABLE OF CONTENTS</b> .....	<b>i</b>
<b>CHAIRPERSON’S FOREWORD</b> .....	<b>ii</b>
<b>PREFACE</b> .....	<b>iii</b>
Establishment and Mandate of the Committee.....	iii
Membership of the Committee.....	iii
Committee Secretariat.....	v
Technical Staff from Parliamentary Budget Office.....	v
<b>ACKNOWLEDGEMENTS</b> .....	<b>vi</b>
<b>Introduction</b> .....	<b>1</b>
<b>Contents of the Equalisation Fund Appropriation Bill for the FY 2023/24</b> .....	<b>1</b>
<b>Amendments of the Bill by the Senate</b> .....	<b>2</b>
<b>Committee Observations</b> .....	<b>2</b>
<b>Committee recommendations</b> .....	<b>3</b>
<b>a) Non-Financial Recommendations</b> .....	<b>3</b>
<b>b) Financial Recommendations</b> .....	<b>4</b>

## **CHAIRPERSON'S FOREWORD**

The Equalization Fund is established under Article 204(1) of the Constitution, which requires that one-half cent (0.5%) of all the revenue collected by the National Government each year is paid into the fund. The amount is calculated on the basis of the most recent audited accounts of revenue received as approved by the National Assembly.

Article 204 (2) of the Constitution provides that the National Government shall use the Equalization Fund only to provide basic services, including water, roads, health facilities, and electricity to marginalized areas to the extent necessary to bring the quality of those services in those areas to the level generally enjoyed by the rest of the nation, so far as possible.

Allocations from the Equalization Fund to marginalized areas are undertaken in line with a predetermined policy developed by the Commission on Revenue Allocation (CRA), as mandated in Article 216 (4) of the Constitution. Currently, the second policy identifies 1,424 marginalized areas across 34 counties that are under implementation. Each marginalized area is allocated a share of funds based on an allocation factor, as determined by the Commission on Revenue Allocation (CRA).

The Bill, 2023, was published on 20th July, 2023, and introduced in the Senate. The Senate considered the bill and passed it with amendments on February 21, 2024. Consequently, the Bill was referred to the National Assembly for concurrence as per Article 110(4) of the Constitution and standing order 161 of the Senate Standing orders.

The Equalisation Fund Appropriation (No.2) Bill for the FY 2023/24 proposes to appropriate a total of Ksh.10.87 billion, of which Ksh.10.54 billion is to be shared among the identified marginalized areas in the thirty-four (34) counties, whereas Ksh.326 million is set aside for recurrent expenditure of the Equalisation Fund Advisory Board.

### **Committee Recommendations**

The Committee recommends that the House approves the bill **with amendments**, as proposed in the schedule.

## **PREFACE**

### **Establishment and Mandate of the Committee**

1. Article 221 (4) of the Constitution and Section 7 of the Public Finance Management Act, 2012, provide for the establishment of a Committee of the National Assembly, whose main role is to take the lead in budgetary oversight by the National Assembly. Pursuant to this Constitutional provision, Standing Order 207 establishes the Budget and Appropriations Committee with specific mandates as follows:
  - i. Examine the Division of Revenue Bill;
  - ii. Investigate, inquire into, and report on all matters relating to coordination, control, and monitoring of the national budget;
  - iii. Discuss and review the budget estimates and make recommendations to the House;
  - iv. Examine the Budget Policy Statement presented to the House;
  - v. Examine bills related to the national budget including appropriation bills; and
  - vi. Evaluate tax estimates, economic and budgetary policies, and programmes with direct budget outlays.

### **Membership of the Committee**

2. Pursuant to Standing Order 207(2), the Budget and Appropriations Committee, as currently constituted, comprises of the following Honourable Members:

#### **CHAIRPERSON**

**Hon. Ndindi, Nyoro, CBS, M.P.**  
Kiharu Constituency  
**UDA PARTY**

#### **VICE CHAIRPERSON**

**Hon. Otucho, Mary Emaase, M.P.**  
Teso South Constituency  
**UDA PARTY**

#### **MEMBERS**

**Hon. Chumel, Samwel Moroto, CBS, M.P.**  
Kapenguria Constituency  
**UDA PARTY**

**Hon. Odhiambo, Millie Grace Akoth, CBS, M.P.**  
Suba North Constituency  
**ODM PARTY**

**Hon. (Dr.) Mulu, Makali, M.P.**

**Hon. Lekuton, Joseph, CBS, M.P.**

Kitui Central Constituency  
WDM – Kenya

Laisamis Constituency  
UDM PARTY

**Hon. Lesuuda, Josephine Naisula, OGW, M.P.**  
Samburu West Constituency  
KANU PARTY

**Hon. Robi, Mathias Nyamabe, M.P.**  
Kuria West Constituency  
UDA PARTY

**Hon. Ochieng, David Ouma, M.P.**  
Ugenya Constituency  
MDG PARTY

**Hon. Muchira, Michael Mwangi, M.P.**  
Ol Jorok Constituency  
UDA PARTY

**Hon. Shinali, Bernard Masaka, M.P.**  
Ikolomani Constituency  
ODM PARTY

**Hon. Mwakuwona, Danson Mwashako, M.P.**  
Wundanyi Constituency  
WDM – Kenya

**Hon. Atandi, Samuel Onunga, M.P.**  
Alego Usonga Constituency  
ODM PARTY

**Hon. Mwirigi, John Paul, M.P.**  
Igembe South Constituency  
UDA PARTY

**Hon. Mejjadonk, Benjamin Gathiru, M.P.**  
Embakasi Central Constituency  
UDA PARTY

**Hon. Wangaya, Christopher Aseka, M.P.**  
Khwisero Constituency  
ODM PARTY

**Hon. Wachira, Rahab Mukami, M.P.**  
Nyeri County  
UDA PARTY

**Hon. (Dr.) Masara, Peter Francis, M.P.**  
Suna West Constituency  
ODM PARTY

**Hon. (Dr.) Ongili, Babu Owino Paul, M.P.**  
Embakasi East Constituency  
ODM PARTY

**Hon. Wanjiku, John Njuguna, M.P.**  
Kiambaa Constituency  
UDA PARTY

**Hon. Guyo, Ali Wario, M.P.**  
Garsen Constituency  
ODM PARTY

**Hon. (Dr.) Murumba, John Chikati, M.P.**  
Tongaren Constituency  
FORD-Kenya

**Hon. Busia, Ruth Adhiambo Odinga, M.P.**  
Kisumu County  
ODM PARTY

**Hon. Kitilai, Ole Ntutu, M.P.**  
Narok South  
Independent

**Sergon, Flowrence Jematiah, M.P.**  
Baringo County  
UDA PARTY

**Hon. Mokaya, Nyakundi Japheth, M.P.**  
Kitutu Chache North Constituency  
UDA PARTY

**Hon. Abdirahman Mohamed Abdi, M.P.**

Lafey Constituency

**Jubilee Party**

### **Committee Secretariat**

3. The Committee Secretariat comprises the following officers:

Mr. Danson Kachumbo  
**Fiscal Analyst/ Lead Clerk**

Mr. Ringine Mutwiri  
Fiscal Analyst/ Committee Clerk

Ms. Sylvia Ocharo  
Senior Researcher

Mr. Moses Mwariri  
Legal Counsel

Mr. Simon Ouko  
Serjeant-at-arms

Ms. Fridah Ngari  
Media Relations

Mr. Nimrod Ochieng  
Audio Officer

Mr. Jared Amara  
Office Assistant

Ms. Shamsa Abdi  
Research Officer

### **Technical Staff from Parliamentary Budget Office**

4. The Committee received technical support from the following officers from the Parliamentary Budget Office.

FA (Dr) Martin Masinde  
**Director, Parliamentary Budget Office**

Mr. Robert Nyagah  
**Senior Deputy Director, PBO.**

Ms. Millicent Makina  
Fiscal Analyst I

Mr. Kiminza Kioko  
Fiscal Analyst III

## ACKNOWLEDGEMENTS

The Budget and Appropriations Committee is grateful to the Office of the Speaker of the National Assembly, the Office of the Clerk of the National Assembly, and the Parliamentary Budget Office for the support extended in fulfilling this mandate of reviewing the Equalization Fund Appropriation(No.2), Bill 2023.

On behalf of the Committee and pursuant to Standing Order 199(6), it is my pleasant duty and privilege to table the Report and recommend it to the House for adoption.


SIGNED



.....

HON. NDINDI NYORO, CBS, M.P.

CHAIRPERSON, THE BUDGET AND APPROPRIATIONS COMMITTEE



.....

DATE

## **Introduction.**

1. The Equalization Fund Appropriation Bill, 2023, was published on 20th July, 2023, and introduced in the Senate. The Senate considered the Bill, and passed it with amendments on 21<sup>st</sup> February, 2024. Consequently, the Bill was referred to the National Assembly for concurrence, as per Article 110(4) of the Constitution and standing order 161 of the Senate Standing orders.
2. The Equalisation Fund is established under Article 204(1) of the Constitution, which requires that one-half per cent (0.5%) of all the revenue collected by the National government each year be paid into the fund. The amount is calculated on the basis of the most recent audited accounts of revenue received, as approved by the National Assembly.
3. Article 204 (2) of the Constitution provides that the National Government shall use the Equalisation Fund only to provide basic services including water, roads, health facilities and electricity to marginalised areas to the extent necessary to bring the quality of those services in those areas to the level generally enjoyed by the rest of the nation, so far as possible.
4. Allocations from the equalization fund to marginalized areas are undertaken in line with a predetermined policy developed by the Commission of Revenue Allocation(CRA), as mandated in Article 216 (4) of the Constitution. Currently, the second policy, which identifies 1,424 marginalized areas across 34 counties, is under implementation. Each marginalized area is allocated a share of funds based on an allocation factor, as determined by the CRA.

## **Contents of the Equalisation Fund Appropriation Bill for the FY 2023/24**

5. The Equalisation Fund Appropriation Bill for the FY 2023/24 proposes to appropriate a total of Ksh.10.87 billion, of which Ksh.10.54 billion is to be shared among the marginalized areas in the thirty-four (34) counties for development expenditures, while Ksh.326 million is set aside for the Equalisation Fund Advisory Board recurrent expenditure. This amount is Ksh.8.37 billion equalization fund allocation in 2023/24 and Ksh.2.5 billion in form of arrears.
6. The allocation of Ksh.326 million for the recurrent expenses of the board is in line with Regulation 10 (3) of the Public Finance Management (Equalisation Fund Administration) Regulations, 2021. The law provides that, the board expenses shall not be more than three percent (3%) of the annual approved equalization fund



allocation; hence the Ksh.326 million is equivalent to 3 % of the total proposed Ksh.10.87 billion.

7. The Bill outlines the conditions for the usage and operations of funds in the Equalization Fund Appropriation (No.2) Bill for FY 2023/24. The conditions include:
  - i. Exclusion of funds from being paid into the County Revenue Fund. This condition is anchored in the provisions of Article 207 (1) of the Constitution and Section 109 (2) (c) of the Public Finance Management Act, 2012. In conformity to this condition, the Bill provides that; *Each beneficiary county to which funds are to be transferred shall open a special purpose account in the Central Bank of Kenya into which shall be paid that beneficiary county's allocation of the Fund.*
  - ii. The approval granted shall not lapse until all the projects identified in each of the Counties specified in the first column of the Bill are completed.

### **Amendments of the Bill by the Senate**

8. The Senate considered the Bill and passed it with amendments to the original published bill. The amendments entailed insertion of the expression “(No. 2)” immediately after the words “Equalisation Fund Appropriation” Equalization Fund Appropriation’. This was meant to differentiate the Act from the Equalization Fund Appropriation Act 2023 for FY 2021/22 and 2022/23, which was enacted in June,2023.
9. A second amendment was the introduction of a new clause 7 to safeguard the monies in the fund from lapsing until the identified projects are completed. This means that the Act shall be sufficient authority for the Controller of Budget to authorize the withdrawal of funds from the Equalization Fund even after the lapse of the FY 2023/24.
10. The third amendment was the deletion of the schedule in the bill and replacement with a new schedule. This was to capture Ksh.326 million board expenses in the schedule, as this had been omitted in the published bill.

### **Committee Observations**

- 11. In considering the Equalization Fund Appropriations Bill as amended by the Senate, the Budget and Appropriations Committee made the following observations:**

- i. While the Bill intends to appropriate a total of Ksh.10.87 billion to the fund, the money available in the approved Supplementary Estimates I of FY 2023/24 is Ksh.10.077 billion. This translates to a shortfall of Ksh.790 billion, a budgetary reduction that was undertaken due to a significant delay in the passage of the bill into law. Owing to resource constraints on account of revenue underperformance, the committee noted that it would be a challenge to reinstate this amount in the budget.
- ii. There is no allocation in the Supplementary II budget of the Ksh.10.33 billion appropriated by the Equalisation Fund Appropriation Act, 2023 (allocation for FY 2021/22 and FY 2022/23) even though the Act is already in place. This is despite a commitment from the National Treasury after the allocation was revised to zero in Supplementary II of FY 2022/23 to allocate this amount in the supplementary budget for 2023/2024.
- iii. The total allocation to the Fund (approved by Parliament) since inception is Ksh.22.7 billion against a total entitlement to the Fund of Ksh.62.4 billion. Thus, there are arrears amounting to Kshs.39.7 billion. The Committee urges the National Treasury to adhere to its plan presented to Parliament which indicated that the arrears will be cleared in four financial years beginning FY 2024/25, with an allocation of Ksh.9.98 billion in each financial year. Notably, in FY 2024/25, the National Treasury has allocated Ksh.3.5 billion as arrears to the fund and not the Ksh.9.98 billion as earlier committed.
- iv. The Equalization Fund Appropriation Act, 2023, and the allocation in the Equalization Fund Appropriation Bill, 2023 for FY 2023/24 will be utilized to implement the Second Marginalization Policy. However, the Second Policy lapsed in June 2021, and the third policy is yet to be implemented.

### **Committee recommendations**


12. Considering the above matters, the committee recommends the following:

#### **a) Non-Financial Recommendations**

- i. That, by 30<sup>th</sup> September 2024, the National Treasury submits to Parliament a revised plan for clearance of arrears to the Equalisation Fund; and
- ii. That, within six months upon adoption of this report, the Commission on Revenue Allocation (CRA) in consultation with relevant stakeholders submits the Third Marginalization Policy recommendations to Parliament pursuant to Article 216(5) of the Constitution.

**b) Financial Recommendations**

13. Having examined the Equalization Fund Appropriation (No.2) Bill, 2023 vis-à-vis the current fiscal framework, the Committee recommends that this House approves the Bill **with amendments**, as proposed in the attached Schedule.

 THE NATIONAL ASSEMBLY PAPERS LAYD	
DATE: 04 JUN 2024	DAY: _____
TABLED BY:	_____
CLERK AT THE TABLE:	_____

SCHEDULE			
(A)	(B)	(C)	(D)
	<i>Recurrent Expenditure</i>		<b>KSh</b>
Equalization Fund Secretariat	The amount required in the year ending 30 <sup>th</sup> June 2024 for Equalization Fund Secretariat expenses		<b>302,322,000</b>
	<i>Sub-class total</i>		<b>302,322,000</b>
	<i>Development Expenditure</i>		<b>9,775,078,000</b>
COUNTY	CONSTITUENCY	WARD	FY 2023/24
<b>BARINGO</b>	The amount required in the year ending 30 <sup>th</sup> June, 2024 in Baringo County for development expenses (provision of basic services including water, roads, health facilities and electricity)		<b>580,459,036</b>
	BARINGO NORTH	BARTABWA	22,360,538
		BARWESSA	23,350,755
		SAIMO/SOI	6,208,165
		<b>Constituency Total</b>	<b>51,919,458</b>
	BARINGO SOUTH	ILCHAMUS	23,521,820
		MOCHONGOI	21,777,942
		MUKUTANI	35,300,813
		<b>Constituency Total</b>	<b>80,600,575</b>
	MOGOTIO	EMINING	10,492,591
		KISANANA	88,021,830
		<b>Constituency Total</b>	<b>98,514,420</b>
	TIATY	CHURO/AMAYA	43,483,548
		KOLOWA	49,109,117
		LOIYAMOROCK	34,053,511
		RIBKWO	42,835,459
		SILALE	41,073,009
		TANGULBEI/KOROSSI	70,235,060
TIRIOKO		68,634,877	
<b>Constituency Total</b>	<b>349,424,582</b>		
<b>BOMET</b>	The amount required in the year ending 30 <sup>th</sup> June, 2024 in Bomet County for development expenses (provision of basic services including water, roads, health facilities and electricity)		<b>18,744,729</b>
	CHEPALUNGU	CHEBUNYO	6,292,231
		NYANGORES	6,226,738

		SIGOR	6,225,760
		<b>Constituency Total</b>	<b>18,744,729</b>
<b>BUNGOMA</b>	The amount required in the year ending 30 <sup>th</sup> June, 2024 in Bungoma County for development expenses (provision of basic services including water, roads, health facilities and electricity)		<b>57,340,728</b>
	MT ELGON	CHEPYUK	20,176,781
		ELGON	12,291,209
		KAPKATENY	18,436,813
		KAPTAMA	6,435,925
		<b>Constituency Total</b>	<b>57,340,728</b>
<b>BUSIA</b>	The amount required in the year ending 30 <sup>th</sup> June, 2024 in Busia County for development expenses (provision of basic services including water, roads, health facilities and electricity)		<b>17,539,459</b>
	BUDALANGI	BUNYALA SOUTH	5,824,981
		<b>Constituency Total</b>	<b>5,824,981</b>
	TESO NORTH	ANG'URAI SOUTH	5,625,569
		MALABA NORTH	6,088,909
		<b>Constituency Total</b>	<b>11,714,478</b>
<b>ELGEYO MARAKWET</b>	The amount required in the year ending 30 <sup>th</sup> June, 2024 in Elgeyo Marakwet County for development expenses (provision of basic services including water, roads, health facilities and electricity)		<b>63,520,545</b>
	KEIYO SOUTH	METKEI	5,422,247
		<b>Constituency Total</b>	<b>5,422,247</b>
	MARAKWET EAST	EMBOBUT/EMBULOT	30,450,409
		ENDO	10,120,160
		KAPYEGO	6,277,568
		SAMBIRIR	5,644,142
		<b>Constituency Total</b>	<b>52,492,279</b>
	MARAKWET WEST	LELAN	5,606,019
<b>Constituency Total</b>		<b>5,606,019</b>	
<b>GARISSA</b>	The amount required in the year ending 30 <sup>th</sup> June, 2024 in Garissa County for development expenses (provision of basic services including water, roads, health facilities and electricity)		<b>615,465,619</b>

	BALAMBALA	BALAMBALA	32,439,642
		DANYERE	47,962,498
		JARA JARA	15,833,705
		SAKA	22,226,619
		SANKURI	35,402,474
		<b>Constituency Total</b>	<b>153,864,938</b>
	DADAAB	ABAKAILE	15,598,125
		DADAAB	8,420,270
		DAMAJALE	21,885,468
		DERTU	15,473,003
		LABISIGALE	8,538,549
		LIBOI	21,390,848
		<b>Constituency Total</b>	<b>91,306,263</b>
	FAFI	BURA	19,477,861
		DEKAHARIA	21,895,243
		FAFI	13,846,427
		JARAJILA	16,514,051
		NANIGHI	14,919,733
		<b>Constituency Total</b>	<b>86,653,316</b>
	GARISSA TOWNSHIP	TOWNSHIP	14,361,575
		<b>Constituency Total</b>	<b>14,361,575</b>
	IJARA	HULUGHO	38,622,392
		IJARA	65,115,841
		MASALANI	33,047,653
		SANGAILU	35,583,314
		<b>Constituency Total</b>	<b>172,369,200</b>
	LAGDERA	BARAKI	15,386,005
		BENANE	16,548,264
GOREALE		7,854,292	
MAALIMIN		16,494,501	
MODOGASHE		17,659,693	
SABENA		22,967,572	
<b>Constituency Total</b>		<b>96,910,327</b>	
<b>HOMA BAY</b>	The amount required in the year ending 30 <sup>th</sup> June, 2024 in Homa Bay County for development expenses (provision of basic services including water, roads, health facilities and electricity)		<b>128,381,257</b>
	HOMA BAY TOWN	HOMA BAY WEST	6,262,906

		<b>Constituency Total</b>	<b>6,262,906</b>	
	NDHIWA	KABUOCH NORTH	6,020,483	
		KABUOCH SOUTH/PALA	14,042,907	
		KANYADOTO	6,505,328	
		KANYAMWA KOSEWE	13,377,222	
		KWABWAI	32,218,725	
		<b>Constituency Total</b>	<b>72,164,665</b>	
	SUBA NORTH	GEMBE	12,584,462	
		MFANGANO ISLAND	5,259,981	
		<b>Constituency Total</b>	<b>17,844,442</b>	
	SUBA SOUTH	GWASSI NORTH	18,969,556	
		KAPSINGRI WEST	13,139,687	
		<b>Constituency Total</b>	<b>32,109,244</b>	
ISIOLO	The amount required in the year ending 30 <sup>th</sup> June, 2024 in Isiolo County for development expenses (provision of basic services including water, roads, health facilities and electricity)		<b>162,089,706</b>	
	ISIOLO NORTH	BURAT	14,116,220	
		CHARI	5,161,252	
		CHERAB	40,584,254	
		NGARE MARA	6,526,833	
		OLDO/NYIRO	31,041,803	
		<b>Constituency Total</b>	<b>97,430,362</b>	
	ISIOLO SOUTH	GARBATULLA	26,715,344	
		KINNA	19,616,668	
		SERICHO	18,327,332	
		<b>Constituency Total</b>	<b>64,659,344</b>	
	KAJIADO	The amount required in the year ending 30 <sup>th</sup> June, 2024 in Kajiado County for development expenses (provision of basic services including water, roads, health facilities and electricity)		<b>404,610,878</b>
KAJIADO CENTRAL		DALALEKUTUK	46,610,602	
		MATAPATO NORTH	45,899,953	
		MATAPATO SOUTH	32,168,872	
		PURKO	15,636,248	
		<b>Constituency Total</b>	<b>140,315,674</b>	
KAJIADO SOUTH		ENTONET/LENKISIM	26,023,267	
		MBIRIKANI/ESSELENKEI	13,437,828	

		KUKU	15,014,551	
		ROMBO	7,117,249	
		<b>Constituency Total</b>	<b>61,592,896</b>	
	KAJIADO WEST	EWUASO OONKIDONG'I	32,054,503	
		KEEKONYOKIE	19,200,249	
		MAGADI	81,100,082	
		MOSIRO	21,135,718	
		ILOODOKILANI	49,211,756	
			<b>Constituency Total</b>	<b>202,702,308</b>
KERICHO	The amount required in the year ending 30 <sup>th</sup> June, 2024 in Kericho County for development expenses (provision of basic services including water, roads, health facilities and electricity)		<b>59,391,544</b>	
	BURETI	CHEPLANGET	6,485,778	
		<b>Constituency Total</b>	<b>6,485,778</b>	
	KIPKELION WEST	CHILCHILA	6,229,670	
		<b>Constituency Total</b>	<b>6,229,670</b>	
	SIGOWET/SOIN	SOIN	18,695,853	
		SOLIAT	27,980,242	
		<b>Constituency Total</b>	<b>46,676,095</b>	
KILIFI	The amount required in the year ending 30 <sup>th</sup> June, 2024 in Kilifi County for development expenses (provision of basic services including water, roads, health facilities and electricity)		<b>526,683,286</b>	
	GANZE	BAMBA	84,178,261	
		GANZE	26,241,252	
		JARIBUNI	32,725,075	
		SOKOKE	45,124,787	
		<b>Constituency Total</b>	<b>188,269,375</b>	
	KALOLENI	KALOLENI	40,649,747	
		KAYAFUNGO	35,828,669	
		MARIAKANI	7,369,447	
		MWANAMWINGA	21,683,124	
			<b>Constituency Total</b>	<b>105,530,986</b>
	KILIFI NORTH	MATSANGONI	6,949,118	
		<b>Constituency Total</b>	<b>6,949,118</b>	
	MAGARINI	ADU	56,341,713	
		GARASHI	59,545,013	



		GONGONI	20,908,936
		MAGARINI	22,643,038
		MARAFI	20,595,155
		<b>Constituency Total</b>	<b>180,033,855</b>
	MALINDI	GANDA	6,666,617
		JILORE	6,193,502
		KAKUYUNI	19,517,939
		<b>Constituency Total</b>	<b>32,378,059</b>
	RABAI	MWAWESA	6,610,899
		RURUMA	6,910,995
		<b>Constituency Total</b>	<b>13,521,894</b>
KISUMU	The amount required in the year ending 30 <sup>th</sup> June, 2024 in Kisumu County for development expenses (provision of basic services including water, roads, health facilities and electricity)		<b>23,737,849</b>
	MUHORONI	CHEMILIL	5,681,287
		OMBEYI	6,416,375
		<b>Constituency Total</b>	<b>12,097,662</b>
	NYANDO	AWASI/ONJIKO	5,995,068
		KABONYO/KANYAGWAL	5,645,119
		<b>Constituency Total</b>	<b>11,640,187</b>
KITUI	The amount required in the year ending 30 <sup>th</sup> June, 2024 in Kitui County for development expenses (provision of basic services including water, roads, health facilities and electricity)		<b>387,745,901</b>
	KITUI EAST	CHULUNI	6,310,804
		ENDAU/MALALANI	42,617,475
		MUTITO/KALIKU	5,939,350
		VOO/KYAMATU	44,063,212
		ZOMBE/MWITIKA	30,603,878
		<b>Constituency Total</b>	<b>129,534,718</b>
	KITUI SOUTH	ATHI	6,831,816
		IKANGA/KYATUNE	18,377,185
		KANZIKO	40,834,497
		MUTHA	23,905,981
		<b>Constituency Total</b>	<b>89,949,479</b>
	MWINGI CENTRAL	NGUNI	37,835,496
		NUU	13,528,736

		WAITA	5,867,014	
		<b>Constituency Total</b>	<b>57,231,247</b>	
	MWINGI NORTH	KYUSO	24,006,664	
		MUMONI	18,238,379	
		NGOMENI	25,277,427	
		THARAKA	5,910,025	
		TSEIKURU	37,597,961	
		<b>Constituency Total</b>	<b>111,030,457</b>	
KWALE	The amount required in the year ending 30 <sup>th</sup> June, 2024 in Kwale County for development expenses (provision of basic services including water, roads, health facilities and electricity)		<b>285,427,012</b>	
	KINANGO	CHENGONI/SAMBURU	29,072,121	
		KASEMENI	27,074,090	
		KINANGO	14,688,063	
		MACKINNON ROAD	21,645,001	
		MWAVUMBO	14,164,118	
		NDAVAYA	30,191,369	
		PUMA	22,284,292	
		<b>Constituency Total</b>	<b>159,119,054</b>	
	LUNGA LUNGA	DZOMBO	8,441,775	
		MWERENI	24,329,243	
		PONGWE/KIKONENI	22,888,393	
		VANGA	22,653,791	
		<b>Constituency Total</b>	<b>78,313,202</b>	
	MATUGA	MKONGANI	21,906,973	
		TSIMBA GOLINI	7,503,366	
		WAA	6,226,738	
		<b>Constituency Total</b>	<b>35,637,077</b>	
	MSAMBWENI	RAMISI	12,357,680	
		<b>Constituency Total</b>	<b>12,357,680</b>	
	LAIKIPIA	The amount required in the year ending 30 <sup>th</sup> June, 2024 in Laikipia County for development expenses (provision of basic services including water, roads, health facilities and electricity)		<b>116,382,323</b>
		LAIKIPIA NORTH	MUGOGODO EAST	36,293,963
MUGOGODO WEST			26,004,695	
SEGERA			12,472,048	

		SOSIAN	34,485,570
		<b>Constituency Total</b>	<b>109,256,276</b>
	LAIKIPIA WEST	SALAMA	7,126,047
		<b>Constituency Total</b>	<b>7,126,047</b>
<b>LAMU</b>	The amount required in the year ending 30 <sup>th</sup> June, 2024 in Lamu County for development expenses (provision of basic services including water, roads, health facilities and electricity)		<b>56,203,884</b>
	LAMU EAST	BASUBA	13,888,460
		FAZA	5,123,129
		KIUNGA	6,014,618
		<b>Constituency Total</b>	<b>25,026,207</b>
	LAMU WEST	HINDI	6,052,741
		MKUNUMBI	6,750,683
		SHELLA	5,501,425
		WITU	12,872,827
			<b>Constituency Total</b>
<b>MACHAKOS</b>	The amount required in the year ending 30 <sup>th</sup> June, 2024 in Machakos County for development expenses (provision of basic services including water, roads, health facilities and electricity)		<b>12,606,945</b>
	MASINGA	KIVAA	6,002,888
		MUTHESYA	6,604,057
		<b>Constituency Total</b>	<b>12,606,945</b>
<b>MANDERA</b>	The amount required in the year ending 30 <sup>th</sup> June, 2024 in Mandera County for development expenses (provision of basic services including water, roads, health facilities and electricity)		<b>734,963,266</b>
	BANISSA	BANISSA	17,228,611
		DERKHALE	17,507,201
		GUBA	16,520,894
		KILIWEHIRI	18,036,034
		MALKAMARI	25,348,786
		<b>Constituency Total</b>	<b>94,641,526</b>
	LAFEY	ALANGO GOF	8,123,107
		FINO	15,786,784
		LAFEY	23,321,430

		SALA	7,756,541
		WARANQARA	35,958,677
		<b>Constituency Total</b>	<b>90,946,539</b>
	MANDERA EAST	ARABIA	30,752,460
		LIBEHIA	57,629,093
		KHALALIO	38,318,386
		NEBOI	17,961,744
		TOWNSHIP	38,362,374
		<b>Constituency Total</b>	<b>183,024,057</b>
	MANDERA NORTH	ASHABITO	37,867,754
		GUTICHA	33,993,883
		MAROTHILE	15,515,036
		RHAMU	14,463,236
		RHAMU-DIMTU	37,288,091
		<b>Constituency Total</b>	<b>139,128,000</b>
	MANDERA SOUTH	ELWAK NORTH	14,878,677
		ELWAK SOUTH	15,758,436
		KUTULO	53,874,478
		SHIMBIR FATUMA	35,832,579
		WARGADUD	15,936,343
		<b>Constituency Total</b>	<b>136,280,514</b>
	MANDERA WEST	DANDU	24,590,238
		GITHER	25,693,846
		LAGSURE	8,352,822
		TAKABA	8,223,790
		TAKABA SOUTH	24,081,933
		<b>Constituency Total</b>	<b>90,942,629</b>
MARSABIT	The amount required in the year ending 30 <sup>th</sup> June, 2024 in Marsabit County for development expenses (provision of basic services including water, roads, health facilities and electricity)		<b>458,146,160</b>
	LAISAMIS	KARGI/SOUTH HERR	33,934,255
		KORR/NGURUNIT	44,334,959
		LAISAMIS	38,730,895
		LOGO LOGO	11,804,409
		LOIYANGALANI	52,798,240
		<b>Constituency Total</b>	<b>181,602,758</b>
MOYALE	BUTIYE	18,612,765	

		GOLBO	49,742,544
		HEILLU/MANYATTA	14,036,064
		OBBU	6,661,730
		URAN	16,479,839
		<b>Constituency Total</b>	<b>105,532,941</b>
	NORTH HORR	DUKANA	32,260,758
		ILLERET	9,010,686
		MAIKONA	41,122,862
		NORTH HORR	36,432,770
		TURBI	24,906,951
		<b>Constituency Total</b>	<b>143,734,026</b>
	SAKU	KARARE	18,673,371
		MARSABIT CENTRAL	3,956,960
SAGANTE/JALDESA		4,646,104	
<b>Constituency Total</b>		<b>27,276,435</b>	
MERU	The amount required in the year ending 30 <sup>th</sup> June, 2024 in Meru County for development expenses (provision of basic services including water, roads, health facilities and electricity)		<b>29,194,309</b>
	IGEMBE SOUTH	AKACHIU	11,716,433
		<b>Constituency Total</b>	<b>11,716,433</b>
	SOUTH IMENTI	ABOGETA EAST	5,934,462
		<b>Constituency Total</b>	<b>5,934,462</b>
	TIGANIA EAST	KARAMA	5,447,662
		MUTHARA	6,095,751
		<b>Constituency Total</b>	<b>11,543,414</b>
MIGORI	The amount required in the year ending 30 <sup>th</sup> June, 2024 in Migori County for development expenses (provision of basic services including water, roads, health facilities and electricity)		<b>173,412,203</b>
	KURIA WEST	NYAMONSENSE/KOMOSOKO	6,954,983
		<b>Constituency Total</b>	<b>6,954,983</b>
	NYATIKE	GOT KACHOLA	12,952,006
		KALER	13,608,892
		MACALDER/KANYARUANDA	18,592,237
		MUHURU	29,661,559
		NORTH KADEM	32,117,064
		<b>Constituency Total</b>	<b>106,931,758</b>

	SUNA WEST	WASIMBETE	26,392,766
		WIGA	20,345,890
		<b>Constituency Total</b>	<b>46,738,656</b>
	URIRI	NORTH KANYAMKAGO	12,786,806
<b>Constituency Total</b>		<b>12,786,806</b>	
<b>MURANG'A</b>	The amount required in the year ending 30 <sup>th</sup> June, 2024 in Murang'a County for development expenses (provision of basic services including water, roads, health facilities and electricity)		<b>5,540,526</b>
	GATANGA	ITHANGA	5,540,526
		<b>Constituency Total</b>	<b>5,540,526</b>
<b>NAKURU</b>	The amount required in the year ending 30 <sup>th</sup> June, 2024 in Nakuru County for development expenses (provision of basic services including water, roads, health facilities and electricity)		<b>6,277,568</b>
	RONGAI	SOIN	6,277,568
		<b>Constituency Total</b>	<b>6,277,568</b>
<b>NANDI</b>	The amount required in the year ending 30 <sup>th</sup> June, 2024 in Nandi County for development expenses (provision of basic services including water, roads, health facilities and electricity)		<b>113,886,740</b>
	NANDI HILLS	KAPCHORUA	12,092,774
		<b>Constituency Total</b>	<b>12,092,774</b>
	TINDERET	CHEMILIL/CHEMASE	11,465,213
		SONGHOR/SOBA	78,951,516
		TINDERET	11,377,237
		<b>Constituency Total</b>	<b>101,793,966</b>
<b>NAROK</b>	The amount required in the year ending 30 <sup>th</sup> June, 2024 in Narok County for development expenses (provision of basic services including water, roads, health facilities and electricity)		<b>752,777,405</b>
	EMURUA DIKIRR	ILKERIN	7,520,961
		KAPSASIAN	7,111,384
		MOGONDO	7,156,350
		<b>Constituency Total</b>	<b>21,788,695</b>
	KILGORIS	ANGATA BARIKOI	37,595,029
		KEYIAN	24,554,070

		KILGORIS CENTRAL	36,467,960
		KIMENTET	39,554,936
		LOLGORIAN	59,796,233
		SHANKOE	12,009,686
		<b>Constituency Total</b>	<b>209,977,914</b>
	NAROK EAST	ILDAMAT	24,182,616
		KEEKONYOKIE	13,010,656
		MOSIRO	51,786,517
		<b>Constituency Total</b>	<b>88,979,789</b>
	NAROK NORTH	MELILI	32,663,492
		NAROK TOWN	6,784,896
		NKARETA	14,163,140
		OLOKURTO	40,504,098
		OLORROPIL	20,395,743
		OLPUSIMORU	33,379,029
		<b>Constituency Total</b>	<b>147,890,398</b>
	NAROK SOUTH	LOITA	62,878,321
		MAJI MOTO/NAROOSURA	83,148,943
		MELELO	7,493,591
		OLOLULUNG'A	13,381,132
<b>Constituency Total</b>		<b>166,901,987</b>	
NAROK WEST	ILMOTIOK	7,526,826	
	MARA	21,695,831	
	NAIKARRA	37,874,597	
	SIANA	50,141,368	
	<b>Constituency Total</b>	<b>117,238,622</b>	
SAMBURU	The amount required in the year ending 30 <sup>th</sup> June, 2024 in Samburu County for development expenses (provision of basic services including water, roads, health facilities and electricity)		<b>633,780,243</b>
	SAMBURU EAST	WAMBA EAST	33,100,439
		WAMBA NORTH	43,062,242
		WAMBA WEST	67,957,462
		WASO	40,953,753
		<b>Constituency Total</b>	<b>185,073,895</b>
	SAMBURU NORTH	ANGATA NANYOKIE	40,129,712
		BAAWA	49,039,714
		EL BARTA	39,093,552

		NACHOLA	41,767,041
		NDOTO	54,221,494
		NYIRO	74,725,741
		<b>Constituency Total</b>	<b>298,977,254</b>
	SAMBURU WEST	LODOKEJEK	37,254,856
		LOOSUK	26,022,290
		MARALAL	19,100,543
		PORO	47,752,334
		SUGUTA MARMAR	19,599,073
		<b>Constituency Total</b>	<b>149,729,094</b>
SIAYA	The amount required in the year ending 30 <sup>th</sup> June, 2024 in Siaya County for development expenses (provision of basic services including water, roads, health facilities and electricity)		<b>31,190,384</b>
	BONDO	CENTRAL SAKWA	6,302,984
		WEST SAKWA	6,032,213
		<b>Constituency Total</b>	<b>12,335,197</b>
	GEM	SOUTH GEM	6,301,029
		WEST GEM	5,629,479
		<b>Constituency Total</b>	<b>11,930,508</b>
	RARIEDA	SOUTH UYOMA	6,924,680
		<b>Constituency Total</b>	<b>6,924,680</b>
TAITA TAVETA	The amount required in the year ending 30 <sup>th</sup> June, 2024 in Taita Taveta County for development expenses (provision of basic services including water, roads, health facilities and electricity)		<b>13,008,701</b>
	TAVETA	CHALA	6,181,772
		<b>Constituency Total</b>	<b>6,181,772</b>
	VOI	KASIGAU	6,826,929
		<b>Constituency Total</b>	<b>6,826,929</b>
TANA RIVER	The amount required in the year ending 30 <sup>th</sup> June, 2024 in Tana River County for development expenses (provision of basic services including water, roads, health facilities and electricity)		<b>431,297,875</b>
	BURA	BANGALE	29,899,094
		CHEWELE	29,688,929
		HIRIMANI	26,550,145



		MADOGO	44,076,897
		SALA	25,438,716
		<b>Constituency Total</b>	<b>155,653,781</b>
	GALOLE	CHEWANI	28,657,656
		KINAKOMBA	47,332,005
		WAYU	41,881,410
		<b>Constituency Total</b>	<b>117,871,071</b>
	GARSEN	GARSEN CENTRAL	33,749,505
		GARSEN NORTH	32,526,640
		GARSEN SOUTH	13,612,802
		GARSEN WEST	18,973,466
		KIPINI EAST	25,078,015
		KIPINI WEST	33,832,594
<b>Constituency Total</b>		<b>157,773,023</b>	
THARAKA NITHI	The amount required in the year ending 30 <sup>th</sup> June, 2024 in Tharaka Nithi County for development expenses (provision of basic services including water, roads, health facilities and electricity)		<b>42,928,323</b>
	MAARA	MWIMBI	11,067,367
		<b>Constituency Total</b>	<b>11,067,367</b>
	THARAKA	CHIAKARIGA	12,088,864
		GATUNGA	7,004,836
		MUKOTHIMA	12,767,256
		<b>Constituency Total</b>	<b>31,860,956</b>
TRANS NZOIA	The amount required in the year ending 30 <sup>th</sup> June, 2024 in Trans Nzoia County for development expenses (provision of basic services including water, roads, health facilities and electricity)		<b>7,295,156</b>
	ENDEBESS	CHEPCHOINA	7,295,156
		<b>Constituency Total</b>	<b>7,295,156</b>
TURKANA	The amount required in the year ending 30 <sup>th</sup> June, 2024 in Turkana County for development expenses (provision of basic services including water, roads, health facilities and electricity)		<b>1,116,080,672</b>
	LOIMA	KOTARUK/LOBEI	42,454,230
		LOIMA	32,390,766
		LOKIRIAMA/LORENGIPPI	59,555,765

		TURKWEL	69,968,200
		<b>Constituency Total</b>	<b>204,368,962</b>
	TURKANA CENTRAL	KALOKOL	24,048,697
		KANGATOTHA	39,350,637
		KERIO DELTA	62,954,567
		<b>Constituency Total</b>	<b>126,353,901</b>
	TURKANA EAST	KAPEDO/NAPEITOM	37,940,090
		KATILIA	25,071,173
		LOKORI/KOCHODIN	51,395,513
		<b>Constituency Total</b>	<b>114,406,776</b>
	TURKANA NORTH	KAALENG/KAIKOR	62,048,415
		KAERIS	38,565,696
		KIBISH	45,592,037
		LAKE ZONE	68,080,629
		LAPUR	64,999,518
		NAKALALE	30,302,805
		<b>Constituency Total</b>	<b>309,589,100</b>
	TURKANA SOUTH	KALAPATA	25,356,606
		KAPUTIR	13,645,060
		KATILU	32,369,261
		LOBOKAT	6,870,917
		LOKICHAR	32,889,297
		<b>Constituency Total</b>	<b>111,131,140</b>
	TURKANA WEST	KAKUMA	24,959,737
		KALOBYEI	45,705,428
		LETEA	58,596,828
		LOKICHOGGIO	29,814,051
		LOPUR	16,091,767
		NANAAM	43,119,915
		SONGOT	31,943,067
		<b>Constituency Total</b>	<b>250,230,792</b>
<b>WAJIR</b>	The amount required in the year ending 30 <sup>th</sup> June, 2024 in Wajir County for development expenses (provision of basic services including water, roads, health facilities and electricity)		<b>712,290,902</b>
	ELDAS	DELLA	24,755,437
		ELDAS	16,331,257
		ELNUR/TULA TULA	38,097,469

		LAKOLEY/BASIR	15,623,540
		<b>Constituency Total</b>	<b>94,807,703</b>
	TARBAJ	ELBEN	30,789,605
		SARMAN	24,567,755
		TARBAJ	32,049,616
		WARGADUD	31,051,578
		<b>Constituency Total</b>	<b>118,458,554</b>
	WAJIR EAST	BARWAGO	7,590,364
		KHOROF/HARAR	37,567,659
		WAGBERI	7,885,572
		<b>Constituency Total</b>	<b>53,043,595</b>
	WAJIR NORTH	BATALU	22,745,677
		BUTE	22,868,843
		DANABA	24,393,758
		GODOMA	15,790,694
		GURAR	22,688,981
		KORONDILE	24,152,313
		MALKAGUFU	12,934,410
		<b>Constituency Total</b>	<b>145,574,677</b>
	WAJIR SOUTH	BENANE	54,023,060
		BUR-DER	22,616,645
		DADAJA BULLA	7,377,267
		DIFF	22,751,542
		HABASSWEIN	26,324,340
		IBRAHIM URE	31,116,094
		LAGBOGHOL SOUTH	37,185,452
		<b>Constituency Total</b>	<b>201,394,400</b>
	WAJIR WEST	ADEMASAJIDE	7,596,229
		ARBAJAHAN	23,788,680
		GANYURE	30,503,195
		HADADO/ATHIBOHOL	28,492,457
		WAGALLA/GANYURE	8,631,412
		<b>Constituency Total</b>	<b>99,011,973</b>
<b>WEST POKOT</b>	The amount required in the year ending 30 <sup>th</sup> June, 2024 in West Pokot County for development expenses (provision of basic services including water, roads, health facilities and electricity)		<b>996,676,866</b>
	KACHELIBA	ALALE	109,680,516

		KAPCHOK	17,433,888
		KASEI	61,638,839
		KIWAWA	66,224,338
		KODICH	43,410,235
		SUAM	43,753,341
		<b>Constituency Total</b>	<b>342,141,156</b>
	KAPENGURIA	ENDUGH	77,380,657
		KAPENGURIA	17,512,089
		MNAGEI	10,173,923
		RIWO	103,713,795
		SOOK	52,780,645
		<b>Constituency Total</b>	<b>261,561,109</b>
	POKOT SOUTH	BATEI	46,600,827
		CHEPARERIA	63,691,609
		LELAN	6,079,134
		TAPACH	25,294,045
		<b>Constituency Total</b>	<b>141,665,615</b>
	SIGOR	LOMUT	82,075,637
		MASOOL	44,368,195
		SEKERR	48,589,082
		WEI WEI	76,276,071
		<b>Constituency Total</b>	<b>251,308,986</b>
	<b>Sub-class total</b>		<b>9,775,078,000</b>
	<b>Total Equalization Fund</b>		<b>10,077,400,000</b>

SIGNED



HON. NDINDI NYORO, CBS, M.P.  
**CHAIRPERSON, THE BUDGET AND APPROPRIATIONS COMMITTEE**

30.05.24

DATE

# ADOPTION SCHEDULE



## THE NATIONAL ASSEMBLY

13<sup>TH</sup> PARLIAMENT – THIRD SESSION (2024)

### BUDGET AND APPROPRIATIONS COMMITTEE

#### ATTENDANCE REGISTER

Date: 30/05/2024 Venue: ARKALE GRAND HOTEL

















Time Started: \_\_\_\_\_ Time Ended: \_\_\_\_\_

AGENDA-

---

NO.	NAME	SIGNATURE
1.	Hon. Ndindi, Nyoro, CBS, M.P.- Chairperson	
2.	Hon. Otucho, Mary Emaase, M.P.- Vice Chairperson	
3.	Hon. Chumel, Samwel Moroto, CBS, M.P.	
4.	Hon. Odhiambo, Millie Grace Akoth, CBS, M.P.	
5.	Hon. (Dr.) Mulu, Makali, M.P.	
6.	Hon. Lekuton, Joseph, M.P.	
7.	Hon. Lesuuda, Josephine Naisula, OGW, M.P.	
8.	Hon. Robi, Mathias Nyamabe, M.P.	
9.	Hon. Ochieng, David Ouma, M.P.	
10.	Hon. Muchira, Michael Mwangi, M.P.	
11.	Hon. Shinali, Bernard Masaka, M.P.	



NO.	NAME	SIGNATURE
12.	Hon. Mwakuwona, Danson Mwashako, M.P.	
13.	Hon. Atandi, Samuel Onunga, M.P.	
14.	Hon. Mwirigi, John Paul, M.P.	
15.	Hon. Mejjadonk, Benjamin Gathiru, M.P.	
16.	Hon. Wangaya, Christopher Aseka, M.P.	
17.	Hon. Wachira, Rahab Mukami, M.P.	
18.	Hon. (Dr.) Masara, Peter Francis, M.P.	
19.	Hon. (Dr.) Ongili, Babu Owino Paul, M.P.	
20.	Hon. Wanjiku, John Njuguna, M.P.	
21.	Hon. Guyo, Ali Wario, M.P.	
22.	Hon. (Dr.) Murumba, John Chikati, M.P.	
23.	Hon. Busia, Ruth Adhiambo Odinga, M.P.	
24.	Hon. Kitilai, Ole Ntutu, M.P.	
25.	Hon. Serгон, Flowrence Jematiah, M.P.	
26.	Hon. Mokaya, Nyakundi Japheth, M.P.	
27.	Hon. Abdirahman Mohamed Abdi, M.P.	

Signed.....

Date.....

Committee Clerk

Signed.....

Date.....

Director of Parliamentary Budget Office

