


REPUBLIC OF KENYA



Enhancing Accountability

 THE NATIONAL ASSEMBLY PAPERS LAID	
REPORT DATE: 22 MAR 2023	DAY: Wed
TABLED BY:	Deputy L.O.M.
CLERK AT THE TABLE:	Mado

REPORT

OF

THE AUDITOR-GENERAL

ON

STATE DEPARTMENT FOR TOURISM

**FOR THE YEAR ENDED
30 JUNE, 2022**



**MINISTRY OF TOURISM AND WILDLIFE
STATE DEPARTMENT FOR TOURISM
VOTE 1202**

**ANNUAL REPORT AND FINANCIAL STATEMENTS
FOR THE FINANCIAL YEAR ENDED
JUNE 30, 2022**

Table of Contents

	Page
1. Key Entity Information and Management.....	iii
2. Statement by the Cabinet Secretary.....	vi
3. Statement by the Principal Secretary / Accounting Officer.....	vii
4. Statement of Performance Against Predetermined Objectives for FY2021/22	xii
5. Environmental and Sustainability Reporting	xvii
6. Statement of Management Responsibilities.....	xviii
7. Report of the Independent Auditors on the State Department for Tourism.....	xx
8. Statement of receipts and payments for the year ended 30 th June 2022.....	1
9. Statement of assets and liabilities as at 30 th June 2022.....	2
10. Statement of cash flows for the year ended 30th June 2022	3
11. Statement of Comparison of budget and Actual Amounts for FY2021/22	5
12. Notes to the Financial Statement.....	13
20. Annexes.....	36

*State Department for Tourism
Annual Report and Financial Statements for the year ended 30th June 2022*

1. Key Entity Information and Management

(a) Background information

The State Department for Tourism was formed vide Executive Order No.1 of 2018. The Cabinet Secretary, who is responsible for the general policy and strategic direction of the State Department, represents the State Department at Cabinet Level.

The Vision of the State Department for Tourism is to make Kenya “To be the preferred tourism destination of choice” while the Mission is “To develop and market sustainable tourism in Kenya”. The mandate of the State Department of Tourism is Tourism Policy and Standards, Development, Promotion and marketing of Tourism, Tourism Research and Monitoring, Protection of Tourism and Regulation, Tourism Financing and Tourism Training.

(b) Key Management

The State Department for Tourism day-to-day management is under the following key organs:

- Senior Management Committee
- Ministerial Human Resource Advisory Committee

(c) Fiduciary Management

The key management personnel who held office during the financial year ended 30th June 2022 and who had direct fiduciary responsibility were:

No.	Designation	Name
1	Cabinet Secretary	Hon. Najib Balala
2	Accounting Officer	Zeinab A. Hussein
3	Tourism Secretary	Said Athman
4	Secretary of Administration	Michael Ole Tialal
5	Ag. Head of Finance	Joseph Gikonyo
6	Head of Accounting Unit	Francis Odera
7	Director Planning	Richard Mwarema
8	Director Human Resources	Hudson Mugondo
9	Assistant Director Supply Chain	Grace Kariuki

(d) Fiduciary Oversight Arrangements

- Audit committee activities
- Public Finance Management Committee
- Senior Management Committee

(e) Entity Headquarters

NSSF Building, Block A

15th Floor, Eastern Wing

P.O. Box 30027

GPO 00100

NAIROBI, KENYA

Contacts

Telephone: (254) 20 315001-6

E-mail: ps@tourism.go.ke

Website: www.tourism.go.ke

(f) State Department for Tourism Bankers

Central Bank of Kenya

Haile Selassie Avenue

P.O. Box 60000

City Square 00200

NAIROBI, KENYA

(g) Independent Auditors

Auditor - General

Office of The Auditor General

Anniversary Towers, University Way

P.O. Box 30084

GPO 00100

NAIROBI, KENYA

State Department for Tourism
Annual Report and Financial Statements for the year ended 30th June 2022

(h) Principal Legal Adviser

The Attorney General
State Law Office
Harambee Avenue
P.O. Box 40112
City Square 00200
Nairobi, Kenya

2. Statement by the Cabinet Secretary

The State Department for Tourism was created vide the Executive Order No. 1 of 11th May 2020. The State Department's mandate is to develop tourism policy and standards, develop and promote tourism, undertake tourism research and monitoring, tourism regulation, tourism financing, training on tourism services, and market Kenya for local and international tourists.

The state department exercise oversight role over nine (9) SAGAs through which it discharge its mandate. These are: Kenya Tourism Board; Tourism Regulatory Authority; Tourism Fund; Kenyatta International Convention Centre; Bomas of Kenya; Kenya Utalii College, Tourism Research Institute, Tourism Promotion Fund and Kenya National Convention Bureau.

Tourism's direct contribution to the Country's GDP is estimated at 4.4% while the total contribution to GDP and employment is estimated at 8.2% and 9.2% respectively. It is also the 3rd largest contributor to foreign exchange earnings after agriculture (tea, coffee and horticulture) and Diaspora remittances.

The state department's performance during the FY 2021/22 indicates that the tourism sector is gradually recovering from the effects and impacts of Covid-19 pandemic. Visitor arrivals increased by 50.3% from 579,600 in 2020 to 871,300 in 2021 while tourism earnings increased by 59.8% from KShs91.7billion in 2020 to KShs 146.5billion in 2021. Domestic tourism activity measured by bed-nights by Kenyans expanded by 49.2% from 2.57Million in 2020 to 3.83Million in 2021.

To attain the aspirations of Vision 2030 of achieving and sustaining more than 10% economic growth annually, the sector targets to increase tourist arrivals, grow domestic tourism and tourism earnings as well as diversifying tourist products and source markets. This will be actualized through implementation of the National Tourism Blue Print 2030, New Tourism Strategy for Kenya 2021 and the Tourism Sector Plan 2022-27 of the Fourth (IV) Medium Term Plan.

Moving forward, the state department will seek to hasten recovery of the tourism sector post Covid-19 and set its long-term trajectory. Under the MTP IV, the state department targets are: to increase tourism arrivals from 0.87 million in 2021 to 2.4 million in 2027; increase tourism earnings from Kshs. 146.5 billion in 2023 to Kshs. 395 billion in 2027; increase bed nights from 3.8million in 2021 to 11 million by 2027

.....
Hon. Najib Balala, EGH

CABINET SECRETARY

MINISTRY OF TOURISM AND WILDLIFE

3. Statement by the Principal Secretary / Accounting Officer

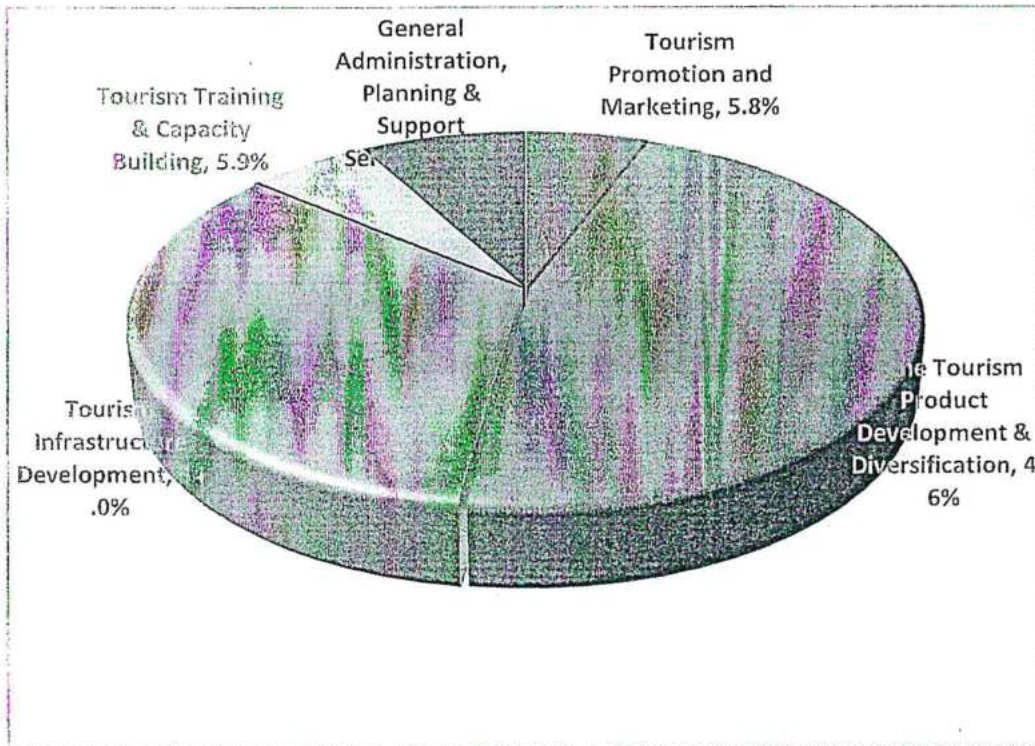
Summary of FY 2021-2022 Budget Performance against Actual Amount

The total revised estimates for the State Department for Tourism in the 2020-2021 Financial year was Kshs.8,214,732,479 of which Kshs. 7,739,732,479 was Recurrent and Kshs. 475,000,000 being Development. Of the total approved budget, KShs6,397,937,890 was A.I.A by Semi-Autonomous Government Agencies (SAGAs) in the state department while the net allocation was KShs.1,860,918,716

Analysis of actual expenditure indicates an absorption rate of 89.2%. The total actual expenditure was KShs8,060,782,743.29 of which KShs7,586,231,443.29was recurrent expenditure while KShs474,551,300 was development expenditure. The internally generated revenue/AIA generated by the State Department’s SAGAs amounted to KShs6,261,898,954.

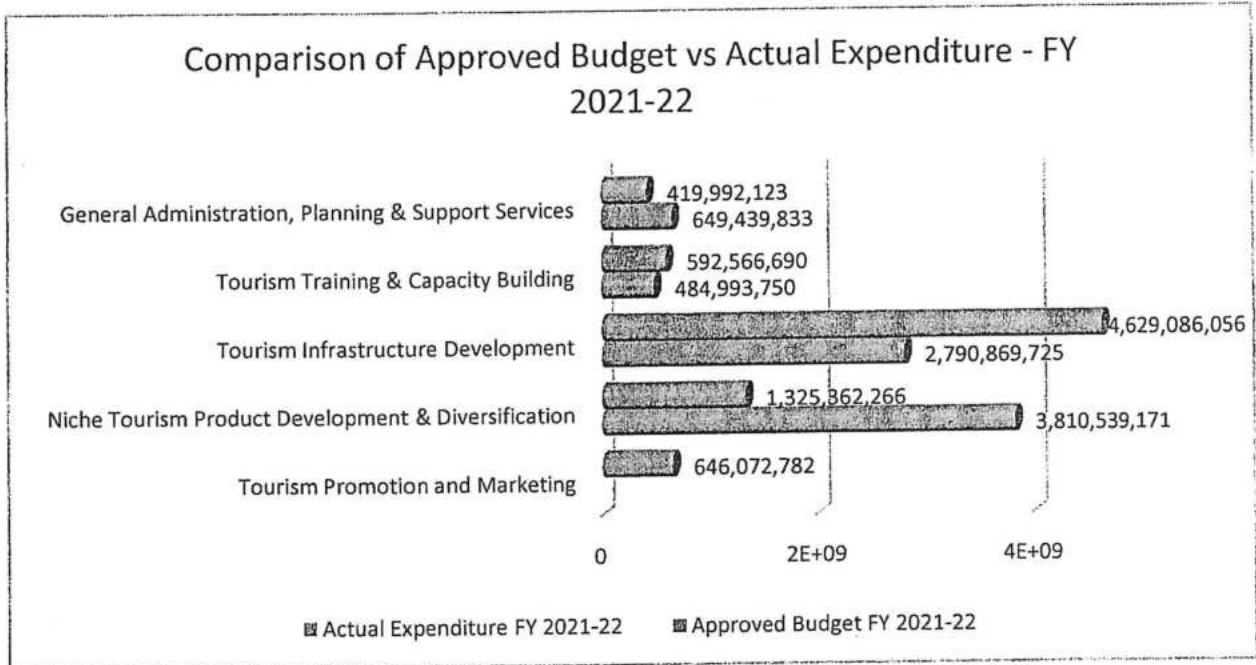
Figure 1 below shows the percentage share of revised net budgetary allocation to each sub-programme.

Fig1: % share of SDT Approved Budget Allocation FY 2021-22 by Sub-programmes



Niche tourism product development and diversification accounted for 46% of the Gross Approved Budget for FY 2021/22, closely followed by tourism infrastructure development at 34%.

Figure 2 below present’s comparison between revised budgetary allocation versus the actual expenditure by sub- programmes.



The State department’s actual expenditure amounted to Kshs. **8.51889**Billion translating to an absorption rate of 89.2%.

The performance of the budget against actual amounts based on economic classification is provided in table 1 below. The bulk of the State department’s budget and expenditure is on transfer to government agencies. This is explained by the fact that the Ministry’s role is largely on tourism policy management, promotion and development while SAGAs execute the policy interventions/strategies on its behalf.

Emerging Issues

Multi-generational travel and market segmentation:

The needs of the tourist have changed across generations. There is a shift from family travellers to silver-haired tourists, millennial, Gen-Z, solo travellers, and digital nomads. Tourists are globally seeking and willing to spend more on authentic experiences through cuisines, entertainment, cruises, culture, and heritage rather than on products. There is a need to tailor the tourist experience to suit each traveller.

Digitized travel and tourism

Access to technology and the internet has influenced access to and afforded tourists the freedom of choosing what, how, and where they wish to consume tourism product offerings. The modern tourist prefers a fully digitized system for booking, multiple cashless payment options, receipts, and distribution, in-city experiences, and virtual tourism. They require updated critical traveller's information on the websites, mobile applications, and seamless network connectivity, especially in tourist strategic places. The sector should endeavour to deliver end-to-end digital traveller experiences as anticipated.

COVID-19 disruptions

The post-Covid 19 environment has transformed tourists, looking for more detailed factors such as health, social distancing, comfort, and services offered to enjoy their vacations. In addition, business and MICE travel which provided high yields for the sector is now low and not expected to reach pre COVID-19 performance until 2024.

Implementation challenges and recommended way forward

a) Destination Marketing Inadequacies

The sector's current destination marketing has been characterized by unclear source market focus (spreading ourselves thin across many markets), reliance on traditional marketing approaches (versus greater use of digital), lack of systematic communication to trade partners, and lack of proactive reputational management during crises.

b) Low Digitization of Tourism and Travel

COVID-19 tested readiness of tourism supply chains and proved that available technologies as well as systems interoperability are far from being exploited. There is an urgent need for

destinations to fully digitize their systems for the delivery of end-to-end digital tourism and travel experiences though it may be expensive and time consuming.

c) Inadequate Funding

The State Department is implementing the New Tourism Strategy for Kenya 2021 at a cost of KShs 6.9Bn against development allocation of KShs 475M in FY 2021/22 and proposed allocation of KShs 352M in FY 2022/23. Further, the country's marketing spend is significantly lower than comparable global destinations at about \$3 per tourist versus an average of \$7 per tourist across a sample of ~25 other destinations.

d) Covid-19 Variants

According to UNWTO, concerns over potential new Covid-19 variants could trigger resurgence of COVID-19 waves in both key source and domestically as well as the uneven pace of vaccination among regions. To restore travellers' confidence and stimulate demand, the sector developed and implemented Magical Kenya Tourism and Travel health and safety protocols and adopted the World Travel & Tourism Council (WTTC) health and hygiene global standardized protocols for Meetings, Incentives, Conferences and Exhibition (MICE) sector. However, relaxed enforcement of these Covid-19 mitigation protocols poses a threat in the resurgence of the pandemic. The state department will continue to ensure compliance to covid-19 guidelines by closely monitoring the implementation of the Magical Kenya Tourism and Travel health and safety protocols.

e) Low product quality, diversity and innovation:

The destination is well known for its Wildlife and beaches which forms the core Kenya's tourism experience. This experience offers a narrow product range coupled with a limited number of star rated facilities (only 18% Kenyan hotels are 4-5 star)



State Department for Tourism
Annual Report and Financial Statements for the year ended 30th June 2022

The state department will prioritise the implementation of The New Tourism Strategy for Kenya 2021 to hasten the recovery of the tourism industry in the medium term. It is our expectation that the implementation of these initiatives will see the country tourism recover to 2019 levels by the year 2024 with domestic tourism leading the way followed by leisure travel.

.....
Zeinab A. Hussein, CBS

PRINCIPAL SECRETARY /ACCOUNTING OFFICER
STATE DEPARTMENT FOR TOURISM

4. Statement of Performance Against Predetermined Objectives for FY2021/22

Introduction

Section 81 (2) (f) of the Public Finance Management Act, 2012 requires that, at the end of each financial year, the accounting officer when preparing financial statements of each National Government entity in accordance with the standards and formats prescribed by the Public Sector Accounting Standards Board includes a statement of the national government entity's performance against predetermined objectives.

The key strategic objectives as per the strategic plan for FY 2018- FY 2022 plan are to:

- a) To improve Policy, legal and regulatory framework for tourism sector
- b) To Revamp existing tourism products and diversify tourism products
- c) To digitize travel and tourism industry in Kenya
- d) To improve competitiveness and sustainability of the destination
- e) To mobilize funds for the development of tourism sector and promote investment in tourism sector
- f) To increase knowledge management and information access to support evidence-based decision-making.
- g) To enhance capacity of training institutions and workforce in tourism sectors
- h) To improve performance of the Domestic tourism
- i) To build a resilient and sustainable tourism economy.
- j) To strengthen partnerships and collaborations with stakeholders.
- k) To enhance capacity of the Ministry and its Agencies for quality service delivery

State Department for Tourism

Annual Report and Financial Statements for the year ended 30th June 2022

Progress on the attainment of Strategic Objectives through Performance Contracting

For purposes of implementing and cascading the above development objectives to specific sectors, all the development objectives were made specific, measurable, achievable, realistic and time-bound (SMART) and converted into development outcomes. Attendant indicators were identified for reasons of tracking progress and performance measurement: Below we provide the progress on attaining the stated objectives:

Sub-Programme	Strategic Objective	Outcome/ Output	Indicator	Target(s)	Actual	Remarks	
Programme: Tourism Promotion and Development							
1) Tourism Promotion and Marketing	To improve competitiveness and sustainability of the destination	Increased International Arrivals	Visitor Arrivals (No)	800,000.0	871,300	Tourism continues to recover at a strong pace attributed to improved traveler's confidence as more destinations open up due to ease on travel restrictions.	
		Increased Tourism Receipts	Tourism earnings (Kshs Bn)	105.9	146.5		
		Improved Brand Awareness	Brand awareness index.	1%	19%		Recent survey by QRi-International Brand Awareness Study for Magical Kenya is 86%.
		Quality Assurance Audits	No. of tourism enterprises audited	6,000	7,071		Low A.I.A affected execution of the quality assurance audits
		Tourism minimum standards compliance	No. of minimum standards developed	5	5		Target met
	To improve performance of the Domestic tourism	Domestic Bed Nights	Bed-nights by Kenyans (Millions)	3.0	3.83		
	To increase knowledge management and information access to support evidence-	Quarterly & Annual Tourism Performance Reports	Tourism Performance Reports	4.0	4.0	The target was met	
		Research topics designed	No. of research topics	9.0	9.0	The target was met	

State Department for Tourism

Annual Report and Financial Statements for the year ended 30th June 2022

Sub-Programme	Strategic Objective	Outcome/ Output	Indicator	Target(s)	Actual	Remarks
Programme: Tourism Promotion and Development						
	based decision-making		identified.			
		Tourism research studies done	No. of Research Reports	5.0	5.0	The target was met
		Research findings disseminate	Disseminate forums held.	4.0	4.0	The target was met
2) Niche tourism product development and diversification	To mobilize funds for the development of tourism sector and promote investment in tourism sector	Tourism Promotion Funds Disbursed	% of revenue disbursed	100%	58%	Delay in fulfillment of requirements for disbursement as stipulated in TPF regulation by Tourism implementing agencies affected disbursements
	To Revamp existing tourism products and diversify tourism products	Mama Ngina Modern waterfront facility developed	% Completion rate	100%	100%	Project Completed
		Improved Conference Tourism	No. of international conferences held	229	292	Recovery of Business tourism slow due to adoption of virtual conferencing and meetings
			No. of international delegates	77,880	9,093	
			No. of local conferences held	5,130	8,117	
			Number of Local delegates hosted	753,658	164,928	
		Improved Business Tourism	% Proportion of MICE arrivals to total tourist arrivals	34%	28%	Recovery of Business tourism slow due to adoption of virtual conferencing and meetings

State Department for Tourism

Annual Report and Financial Statements for the year ended 30th June 2022

Sub-Programme	Strategic Objective	Outcome/ Output	Indicator	Target(s)	Actual	Remarks
Programme: Tourism Promotion and Development						
		Improved MICE Destination ranking	Kenya's ICCA Africa Ranking	5.0	5.0	No ranking in 2021
		Re-choreographed Cultural dances	No. of dances re-choreographed	4.0	4.0	The target was met
		Improved Cultural Tourism Consumption	No. of Non-resident visitors to BoK	3,599.5	3,783.0	Target not fully achieved due to closure of the Institution while hosting IEBC event
			No. of resident Visitors to BoK	79,243.5	49,238.0	
		Rehabilitated Traditional Homesteads/ Cultural Villages	No. of villages rehabilitated	12.0	13.0	
		BoKAuditorium Hall rehabilitated	% Completion	100%	73%	
3) Tourism Infrastructure Development	To enhance capacity of training institutions and workforce in tourism sectors	Ronald Ngala Utalii College	% Completion rate	80%	73.89%	The project is on progress
4) Tourism Training & Capacity Building	To enhance capacity of training institutions and workforce in tourism sectors	KUC graduates	No. of KUC graduates	3,200	2,143.0	
		Individual Practical training kitchen constructed	% Completion rate	97%	85%	Effects of COVID- 19

State Department for Tourism

Annual Report and Financial Statements for the year ended 30th June 2022

Sub-Programme	Strategic Objective	Outcome/ Output	Indicator	Target(s)	Actual	Remarks
Programme: Tourism Promotion and Development						
5). General Administration Planning and Support Services	Open Space Office Modeling and Security System Fitting	Offices established	% Completion	100%	95%	A certificate of part completion has been awarded

5. Environmental and Sustainability Reporting

The State Department for Tourism exists to transform lives. This is our purpose; the driving force behind everything we do by putting the customer/Citizen first, delivering relevant goods and services, and improving operational excellence. Below is a brief highlight of the sustainability activities conducted in the year:

a) Sustainability strategy and profile

The top management especially the accounting officer should refer to sustainable efforts, broad trends in political and macroeconomic affecting sustainability priorities, reference to international best practices and key achievements and failure.

b) Environmental performance /climate change/ mitigation of natural disasters

The State Department is yet to establish an environmental policy to guide its operations. Nevertheless, it has adopted the use of ICT in order to minimise on the use of paper work

c) Employee welfare

The Human Resource policies and procedures manual for the Public Service, May 2016 is the policy governing the hiring process and it gives guidelines on diversity. This includes gender, ethnicity, disability, youth, minority, merit and competition and stakeholder engagement in recruitment.

Skills and career development are improved by conducting training needs assessment, intervention by appropriate training programmes and career progression guidelines

Operational practices

The organisation should outline its efforts to:

i. Responsible Supply chain and supplier relations

The State Department complies with the provision of Public Procurement and Asset Disposal Act of 2015. The State Department treats its suppliers responsibly by honouring contracts and respecting payment practices.

d) Community Engagements

During the Financial Year 2021/2022, the State Department did not have any approved strategies on community engagement

6. Statement of Management Responsibilities

Section 81 (1) of the Public Finance Management Act, 2012 requires that, at the end of each financial year, the Accounting Officer for a National Government Entity shall prepare financial statements in respect of that entity. Section 81 (3) requires the financial statements so prepared to be in a form that complies with relevant accounting standards as prescribed the Public Sector Accounting Standards Board of Kenya from time to time.

The Accounting Officer in charge of the *State Department for Tourism* is responsible for the preparation and presentation of the entity's financial statements, which give a true and fair view of the state of affairs of the entity for and as at the end of the financial year (period) ended on June 30, 2022. This responsibility includes: (i) maintaining adequate financial management arrangements and ensuring that these continue to be effective throughout the reporting period, (ii) maintaining proper accounting records, which disclose with reasonable accuracy at any time the financial position of the entity, (iii) designing, implementing and maintaining internal controls relevant to the preparation and fair presentation of the financial statements, and ensuring that they are free from material misstatements, whether due to error or fraud, (iv) safeguarding the assets of the entity; (v) selecting and applying appropriate accounting policies, and (vi) making accounting estimates that are reasonable in the circumstances.

The Accounting Officer in charge of the *State Department for Tourism* accepts responsibility for the entity's financial statements, which have been prepared on the Cash Basis Method of Financial Reporting, using appropriate accounting policies in accordance with International Public Sector Accounting Standards (IPSAS). The Accounting Officer is of the opinion that the *entity's* financial statements give a true and fair view of the state of entity's transactions during the financial year ended June 30, 2022, and of the entity's financial position as at that date. The Accounting Officer in charge of the *State Department for Tourism* further confirms the completeness of the accounting records maintained for the *entity*, which have been relied upon in the preparation of the entity's financial statements as well as the adequacy of the systems of internal financial control.

The Accounting Officer in charge of the *State Department for Tourism* confirms that the entity has complied fully with applicable Government Regulations and the terms of external financing

State Department for Tourism
Annual Report and Financial Statements for the year ended 30th June 2022


covenants(where applicable), and that the entity's funds received during the year under audit were used for the eligible purposes for which they were intended and were properly accounted for. Further the Accounting Officer confirms that the entity's financial statements have been prepared in a form that complies with relevant accounting standards prescribed by the Public Sector Accounting Standards Board of Kenya.

Approval of the financial statements

The entity's financial statements were approved and signed by the Accounting Officer on 15/09/ 2022.



.....
Zeinab A. Hussein, CBS
Principal Secretary



.....
Dorcas N. Wasike
Deputy Head of Accounting Unit
ICPAK M/No. 20296

REPUBLIC OF KENYA

Telephone: +254-(20) 3214000
E-mail: info@oagkenya.go.ke
Website: www.oagkenya.go.ke



HEADQUARTERS
Anniversary Towers
Monrovia Street
P.O. Box 30084-00100
NAIROBI

REPORT OF THE AUDITOR-GENERAL ON STATE DEPARTMENT FOR TOURISM FOR THE YEAR ENDED 30 JUNE, 2022

PREAMBLE

I draw your attention to the contents of my report which is in three parts:

- A. Report on the Financial Statements that considers whether the financial statements are fairly presented in accordance with the applicable financial reporting framework, accounting standards and the relevant laws and regulations that have a direct effect on the financial statements.
- B. Report on Lawfulness and Effectiveness in Use of Public Resources which considers compliance with applicable laws, regulations, policies, gazette notices, circulars, guidelines and manuals and whether public resources are applied in a prudent, efficient, economic, transparent and accountable manner to ensure Government achieves value for money and that such funds are applied for intended purpose.
- C. Report on Effectiveness of Internal Controls, Risk Management and Governance which considers how the entity has instituted checks and balances to guide internal operations. This responds to the effectiveness of the governance structure, the risk management environment, and the internal controls developed and implemented by those charged with governance for orderly, efficient and effective operations of the entity.

An unmodified opinion does not necessarily mean that an entity has complied with all relevant laws and regulations, and that its internal controls, risk management and governance systems are properly designed and were working effectively in the financial year under review.

The three parts of the report are aimed at addressing the statutory roles and responsibilities of the Auditor-General as provided by Article 229 of the Constitution, the Public Finance Management Act, 2012 and the Public Audit Act, 2015. The three parts of the report, when read together constitute the report of the Auditor-General.

REPORT ON THE FINANCIAL STATEMENTS

Qualified Opinion

I have audited the accompanying financial statements of State Department for Tourism set out on pages 1 to 35, which comprise of the statement of assets and liabilities as at 30 June, 2022, and the statement of receipts and payments, statement of cash flows and statement of comparison of budget and actual amounts for the year then ended and a

summary of significant accounting policies and other explanatory information in accordance with the provisions of Article 229 of the Constitution of Kenya and Section 35 of the Public Audit Act, 2015. I have obtained all the information and explanations which, to the best of my knowledge and belief, were necessary for the purpose of the audit.

In my opinion, except for the effect of the matters described in the Basis for Qualified Opinion section of my report, the financial statements present fairly, in all material respects, the financial position of State Department for Tourism as at 30 June, 2022, and of its financial performance and its cash flows for the year then ended, in accordance with International Public Sector Accounting Standards (Cash Basis) and comply with the Public Finance Management Act, 2012.

Basis for Qualified Opinion

1. Inaccuracies of the Financial Statements

Comparison of balances reflected in the financial statements and reports generated by Integrated Financial Management Information System (IFMIS) annexed to the financial statements revealed unreconciled differences as detailed below:

i. Statement of Receipts and Payments

The statement of receipts and payments reflects an amount of Kshs.237,870,098 on use of goods and services while IFMIS report reflects a figure of Kshs.237,732,103 resulting to unreconciled and unexplained variance of Kshs.137,995.

ii. Statement of Assets and Liabilities

Item	Amount as per Audited Financial Statements (Kshs.)	Amount as per IFMIS Report (Kshs.)	Variance (Kshs.)
Cash and Cash Equivalents	156,999,780	619,741,521	(462,741,741)
Account Receivables	-	8,228,563	(8,228,563)
Account Payables	139,997,793	610,777,009	(470,779,216)

iii. Statement of Cash Flows

Item	Amount as per Audited Financial Statements (Kshs.)	Amount as per IFMIS Report (Kshs.)	Variances (Kshs.)
Cash Flow from Operating Activities	87,088,365	547,777,107	(460,688,742)
Net Increase in Cash and Cash Equivalents	18,417,850	481,106,592	(462,688,742)
Cash and Cash Equivalent at the end of the Year	156,999,780	619,741,521	(462,741,741)

iv. Variances Between Financial Statements and Trial Balance

Account No and Description	Financial Statement (Kshs.)	Trial Balance (Kshs.)	Variance (Kshs.)
2210400 Foreign Travel and Subsistence, and Other Transportation Costs	48,290,544	48,152,550	137,994
6530000 Recurrent Bank Account	14,551,584	616,842,216	(602,290,632)
6540000 Development Bank Account	3,493,200	(60,665,265)	64,158,465
6550000 Deposit Bank Account	138,954,996	116,405,157	22,549,839
6580104 Cash in Transit	-	(203,443,028)	203,443,028
6580000 Cash in Hand	-	150,602,441	(150,602,441)
6710103 Salary Advance	-	(132,735)	132,735
6740101 Prepayment	-	440,900	(440,900)
6740102 R/D Cheques	-	(70,891)	70,891
6760000 Government Imprests	-	7,991,289	(7,991,289)
7310000 Deposits	-	185,000	(185,000)
7320000 Other Liabilities	(1,042,797)	(1,076,479)	33,682
7320201 Contractors Retention Money	(138,954,996)	(116,405,157)	(22,549,839)
7380000 Withholding Taxes	-	(143,655)	143,655
7390000 System Required Liabilities A/cs	-	(492,966,718)	492,966,718
9910000 Provisions	-	(11,717,043,408)	11,717,043,408
9990000 Opening Balance Reserves	-	9,907,878,700	(9,907,878,700)

In the circumstances, the accuracy and completeness of the financial statements could not be confirmed.

2. Inaccuracies in Presentation of the Financial Statements

Review of the financial statements revealed the following anomalies:

- i. Significant accounting policies Note 4(j) on prior period adjustments states that "errors corrected are disclosed under Note 26 explaining the nature and amounts" instead of Note 12 to the financial statements.
- ii. Annex 4 to the financial statements – Summary of Fixed Asset Register reflects Nil balance brought forward instead of the correct balance of Kshs.822,637,554 as per the previous year audited financial statements.
- iii. Annex 6 to the financial statements reflects a list of Semi-Autonomous Government Agencies (SAGAs) under the State Department showing the

accounting officer of the State Department for Tourism instead of the specific accounting officers of the respective SAGAs.

- iv. Inter-entity confirmation letters for Tourism Research Institute and Tourism Regulatory Authority showing the grant amounts received have not been provided and attached to the financial statements hence casting doubts on whether the funds were actually disbursed.

In the circumstances, the accuracy and completeness of the financial statements could not be confirmed.

3. Unreconciled Transfers to Other Government Units

The statement of receipts and payments reflects transfers to other government units amount of Kshs.1,225,600,000 as disclosed in Note 4 to the financial statements. However, review of the ledger and schedules from the entities that received recurrent and development grants revealed a total of Kshs.1,236,843,332 was received resulting to unexplained and unreconciled variance of Kshs.11,243,332.

In the circumstances, the accuracy and completeness of the amount of Kshs.1,225,600,000 as transfers to the other government entities could not be confirmed.

4. Unsupported Payment of Deposits

The statement of assets and liabilities reflects accounts payables balance of Kshs.139,997,793 out of which Kshs.138,954,996 relates to deposits. However, the supporting documents for deposits of Kshs.20,591,158 paid to a local Company on 3 September, 2021 were not provided for review.

In the circumstances, the accuracy of the accounts payable balance of Kshs.20,591,158 could not be confirmed.

5. Use of Goods and Services - Design and Procurement of Government Calendars

Note 3 to the financial statements reflects use of goods and services balance of Kshs.237,870,098 which includes payments of Kshs.28,434,062 in respect of specialized materials and services which in turn includes payments totaling to Kshs.10,000,000 for design and printing of calendars. The payment details revealed the following anomalies:

- a) The State Department had planned to procure wall and desk calendars using open tender method. The quantities to be procured were 50,000 units of wall calendars at estimated unit cost of Kshs.200 (Total Kshs.10,000,000) and 25,000 units of desk calendars at estimated unit cost of Kshs.200 (Total Kshs.5,000,000).
- b) The Management transferred Kshs.10,000,000 of its budgeted funds to Kenya Tourism Board (KTB) vide AIE No. 129013 to procure calendars without justification as required by Section 51(2) a and b of the Public Procurement and Asset Disposal Act, 2015.
- c) KTB engaged a local procurement agent at a cost of Kshs.1,666,583 to design and print 45,800 units of wall calendars at a total cost of Kshs.5,897,208 and 22,700 units of desk calendars at a cost of Kshs.2,435,710. The quantities of calendars delivered were inadequate of the planned quantities by 4,200 and 2,300 units respectively. The

Company engaged by KTB also engaged another agent to print the calendars at a cost of Kshs.8,332,918.

d) The payment of Agency fee of Kshs.1,666,583 could not be justified.

In the circumstances, the propriety and validity of the expenditure of Kshs.28,434,062 in respect of specialized materials and services could not be confirmed.

6. Undisclosed Revenue in the Financial Statements

The State Department collected revenue amounting to Kshs.1,494,050 at the Mama Ngina Waterfront in Mombasa. The revenue was banked at KCB bank account No.1285363612. However, the collected revenue had not been budgeted for in the departments approved budget for the year 2021/2022 and the amounts were not disclosed in the financial statements.

In the circumstances, the accuracy and completeness of the revenue disclosed in the financial could not be confirmed.

The audit was conducted in accordance with International Standards of Supreme Audit Institutions (ISSAIs). I am independent of the State Department for Tourism Management in accordance with ISSAI 130 on Code of Ethics. I have fulfilled other ethical responsibilities in accordance with the ISSAI and in accordance with other ethical requirements applicable to performing audits of financial statements in Kenya. I believe that the audit evidence I have obtained is sufficient and appropriate to provide a basis for my qualified opinion.

Key Audit Matters

Key audit matters are those matters that, in my professional judgment, are of most significance in the audit of the financial statements. There were no key audit matters to report in the year under review.

REPORT ON LAWFULNESS AND EFFECTIVENESS IN USE OF PUBLIC RESOURCES

Conclusion

As required by Article 229(6) of the Constitution, based on the audit procedures performed, except for the matter described in the Basis for Conclusion on Lawfulness and Effectiveness in Use of Public Resources section of my report, I confirm that, nothing else has come to my attention to cause me to believe that public resources have not been applied lawfully and in an effective way.

Basis for Conclusion

Non-Disclosure of Pending Bills

In the year under review, the State Department had several active court cases on which judgements had been delivered while others were still ongoing. However, the Management did not recognize the ongoing cases as contingent liabilities. Further, a balance of Kshs.5,391,020 was omitted from the list of pending bills annexure 3 to the financial statements.

In the circumstances, Management was in breach of the Public Sector Accounting Standards Board Reporting Template.

The audit was conducted in accordance with ISSAI 4000. The standard requires that I comply with ethical requirements and plan and perform the audit to obtain assurance about whether the activities, financial transactions and information reflected in the financial statements are in compliance, in all material respects, with the authorities that govern them. I believe that the audit evidence I have obtained is sufficient and appropriate to provide a basis for my conclusion.

REPORT ON EFFECTIVENESS OF INTERNAL CONTROLS, RISK MANAGEMENT AND GOVERNANCE

Conclusion

As required by Section 7(1)(a) of the Public Audit Act, 2015, based on the audit procedures performed, I confirm that nothing has come to my attention to cause me to believe that internal controls, risk management and governance were not effective.

Basis for Conclusion

The audit was conducted in accordance with ISSAI 2315 and ISSAI 2330. The standards require that I plan and perform the audit to obtain assurance about whether effective processes and systems of internal controls, risk management and governance were operating effectively, in all material respects. I believe that the audit evidence I have obtained is sufficient and appropriate to provide a basis for my conclusion.

Responsibilities of Management and those Charged with Governance

The Management is responsible for the preparation and fair presentation of these financial statements in accordance with International Public Sector Accounting Standards (Cash Basis)] and for maintaining effective internal controls as Management determines is necessary to enable the preparation of financial statements that are free from material misstatement, whether due to fraud or error and for its assessment of the effectiveness of internal controls, risk management and overall governance.

In preparing the financial statements, Management is responsible for assessing the State Department's ability to continue to sustain its services, disclosing, as applicable, matters related to sustainability of services and using the applicable basis of accounting unless Management is aware of the intention to terminate the State Department or to cease operations.

Management is also responsible for the submission of the financial statements to the Auditor-General in accordance with the provisions of Section 47 of the Public Audit Act, 2015.

In addition to the responsibility for the preparation and presentation of the financial statements described above, Management is also responsible for ensuring that the activities, financial transactions and information reflected in the financial statements are in compliance with the authorities which govern them, and that public resources are applied in an effective way.

Those charged with governance are responsible for overseeing the State Departments financial reporting process, reviewing the effectiveness of how the Management monitors compliance with relevant legislative and regulatory requirements, ensuring that effective processes and systems are in place to address key roles and responsibilities in relation to governance and risk management, and ensuring the adequacy and effectiveness of the control environment.

Auditor-General's Responsibilities for the Audit

The audit objectives are to obtain reasonable assurance about whether the financial statements as a whole are free from material misstatement, whether due to fraud or error, and to issue an auditor's report that includes my opinion in accordance with the provisions of Section 48 of the Public Audit Act, 2015 and submit the audit report in compliance with Article 229(7) of the Constitution. Reasonable assurance is a high level of assurance but is not a guarantee that an audit conducted in accordance with ISSAIs will always detect a material misstatement and weakness when it exists. Misstatements can arise from fraud or error and are considered material if, individually or in the aggregate, they could reasonably be expected to influence the economic decisions of users taken on the basis of these financial statements.

In addition to the audit of the financial statements, a compliance audit is planned and performed to express a conclusion about whether, in all material respects, the activities, financial transactions and information reflected in the financial statements are in compliance with the authorities that govern them and that public resources are applied in an effective way, in accordance with the provisions of Article 229(6) of the Constitution and submit the audit report in compliance with Article 229(7) of the Constitution.

Further, in planning and performing the audit of the financial statements and audit of compliance, I consider internal controls in order to give an assurance on the effectiveness of internal controls, risk management and overall governance processes and systems in accordance with the provisions of Section 7(1)(a) of the Public Audit Act, 2015 and submit the audit report in compliance with Article 229(7) of the Constitution. My consideration of the internal controls would not necessarily disclose all matters in the internal control that might be material weaknesses under the ISSAIs. A material weakness is a condition in which the design or operation of one or more of the internal control components does not reduce to a relatively low level the risk that misstatements caused by error or fraud in amounts that would be material in relation to the financial statements being audited may occur and not be detected within a timely period by employees in the normal course of performing their assigned functions.

Because of its inherent limitations, internal controls may not prevent or detect misstatements and instances of non-compliance. Also, projections of any evaluation of effectiveness to future periods are subject to the risk that controls may become inadequate because of changes in conditions, or that the degree of compliance with the policies and procedures may deteriorate.

As part of an audit conducted in accordance with ISSAIs, I exercise professional judgement and maintain professional skepticism throughout the audit. I also:


- Identify and assess the risks of material misstatement of the financial statements, whether due to fraud or error, design and perform audit procedures responsive to

those risks, and obtain audit evidence that is sufficient and appropriate to provide a basis for my opinion. The risk of not detecting a material misstatement resulting from fraud is higher than for one resulting from error, as fraud may involve collusion, forgery, intentional omissions, misrepresentations, or the override of internal control.

- Evaluate the appropriateness of accounting policies used and the reasonableness of accounting estimates and related disclosures made by the Management.
- Conclude on the appropriateness of the Management's use of the applicable basis of accounting and, based on the audit evidence obtained, whether a material uncertainty exists related to events or conditions that may cast significant doubt on the State Department's ability to continue to sustain its services. If I conclude that a material uncertainty exists, I am required to draw attention in the auditor's report to the related disclosures in the financial statements or, if such disclosures are inadequate, to modify my opinion. My conclusions are based on the audit evidence obtained up to the date of my audit report. However, future events or conditions may cause the State Department's to cease to continue to sustain its services.
- Evaluate the overall presentation, structure and content of the financial statements, including the disclosures, and whether the financial statements represent the underlying transactions and events in a manner that achieves fair presentation.
- Obtain sufficient appropriate audit evidence regarding the financial information and business activities of the to express an opinion on the financial statements.
- Perform such other procedures as I consider necessary in the circumstances.

I communicate with the Management regarding, among other matters, the planned scope and timing of the audit and significant audit findings, including any significant deficiencies in internal controls that are identified during the audit.

I also provide Management with a statement that I have complied with relevant ethical requirements regarding independence, and to communicate with them all relationships and other matters that may reasonably be thought to bear on my independence, and where applicable, related safeguards.


CPA Nancy Gathungu, CBS
AUDITOR-GENERAL

Nairobi

22 December, 2022


State Department for Tourism


Annual Report and Financial Statements for the year ended 30th June 2022

8. Statement of receipts and payments for the year ended 30th June 2022

	Note	2021 - 2022	2020 - 2021
		Kshs	Kshs
RECEIPTS			
Transfers from National Treasury	1	1,808,237,751	5,921,792,484
TOTAL REVENUES		1,808,237,751	5,921,792,484
PAYMENTS			
Compensation of Employees	2	212,972,753	257,140,860
Use of goods and services	3	237,870,098	272,705,456
Transfers to Other Government Units	4	1,225,600,000	5,198,007,389
Other grants and transfers	5	45,000,000	20,000,000
Social Security Benefits	6	1,996,263	8,042,720
Acquisition of Assets	7	68,670,515	163,652,472
TOTAL PAYMENTS		1,792,109,627	5,919,548,472
SURPLUS/DEFICIT		16,128,124	2,243,587

The accounting policies and explanatory notes to these financial statements form an integral part of the financial statements. The entity financial statements were approved on 15/09/ 2022 and signed by:


.....
Zeinab A. Hussein, CBS
Principal Secretary



.....
Dorcas N. Wasike
Deputy Head of Accounting Unit
ICPAK M/No.20296

State Department for Tourism
Annual Report and Financial Statements for the year ended 30th June 2022


9. Statement of assets and liabilities as at 30th June 2022

	Note	2021 – 2022	2020 – 2021
		Kshs	Kshs
FINANCIAL ASSETS			
Cash and Cash Equivalents			
Bank Balances	8A	156,999,780	138,581,930
Cash Balances	8B	-	-
Total Cash And Cash Equivalents		156,999,780	138,581,930
Accounts Receivables - Outstanding Imprest and Clearance Accounts	9	-	873,864
TOTAL FINANCIAL ASSETS		156,999,780	139,455,794
LESS: FINANCIAL LIABILITIES			
Accounts Payables - Deposits	10	139,997,793	136,996,315
NET FINANCIAL ASSETS		17,001,987	2,459,479
REPRESENTED BY			
Fund balance b/fwd.	11	2,459,478	319,832
Prior year adjustments	12	(1,585,615)	(103,939)
Surplus/Deficit for the year		16,128,124	2,243,586
NET FINANCIAL POSITION		17,001,987	2,459,478

The accounting policies and explanatory notes to these financial statements form an integral part of the financial statements. The entity financial statements were approved on 15/09/ 2022 and signed by:



Zeinab A. Hussein, CBS
Principal Secretary



Dorcas N. Wasike
Deputy Head of Accounting Unit
ICPAK M/No.20296


*State Department for Tourism
Annual Report and Financial Statements for the year ended 30th June 2022*

10. Statement of cash flows for the year ended 30th June 2022

	Note	2021-2022	2020-2021
		Kshs	Kshs
CASH FLOW FROM OPERATING ACTIVITIES			
Receipts for operating income			
Transfers from National Treasury	1	1,808,237,751	5,921,792,484
		1,808,237,751	5,921,792,484
Payments for operating expenses			
Compensation of Employees	2	212,972,753	257,140,860
Use of goods and services	3	237,870,098	272,705,456
		1,723,439,112	5,755,896,426
Adjusted for:			
Prior Year Adjustments	12	(1,585,615)	(103,939)
Decrease/(Increase) in Accounts receivable: (outstanding imprest)	13	873,864	(306,530)
Increase/(Decrease) in Accounts Payable: (deposits and retention)	14	3,001,477	(20,872,601)
		87,088,365	144,612,988
CASHFLOW FROM INVESTING ACTIVITIES			
Acquisition of Assets	7	(68,670,515)	(163,652,472)
Net cash flows from Investing Activities		(68,670,515)	(163,652,472)
CASHFLOW FROM BORROWING ACTIVITIES			
Net cash flow from financing activities		-	-
NET INCREASE IN CASH AND CASH EQUIVALENT		18,417,850	(19,039,484)
Cash and cash equivalent at BEGINNING of the year	8A+B	138,581,930	157,621,414
Cash and cash equivalent at END of the year	8A+B	156,999,780	138,581,930

State Department for Tourism
Annual Report and Financial Statements for the year ended 30th June 2022

The accounting policies and explanatory notes to these financial statements form an integral part of the financial statements. The entity financial statements were approved on 15/09/ 2022 and signed by:



.....
Zeinab A. Hussein, CBS
Principal Secretary



.....
Dorcas N. Wasike
Deputy Head of Accounting Unit
ICPAK M/No.20296

*State Department for Tourism
Annual Report and Financial Statements for the year ended 30th June 2022*

11. Statement of Comparison of budget and Actual Amounts for FY2021/22

Revenue/Expense Item	Original Budget a	Adjustments b	Final Budget c=a+b	Actual on Comparable Basis d	Budget Utilisation Difference e=c-d	% of Utilisation Difference to Final Budget f=d/c %
RECEIPTS						
Tax Receipts	2,343,000,000	2,501,312,163	4,844,312,163	-	4,844,312,163	0%
Exchequer releases	5,682,319,152	2,532,413,327	8,214,732,479	1,808,237,751	6,406,494,728	22%
Other Receipts	1,491,282,275	62,343,452	1,553,625,727	-	1,553,625,727	0%
Total Receipts	9,516,601,427	5,096,068,942	14,612,670,369	1,808,237,751	12,804,432,618	12%
Payments						
Compensation of Employees	212,000,000	13,870,000	225,870,000	212,972,753	12,897,247	94%
Use of goods and services	330,984,139	(82,784,896)	248,199,243	237,870,098	8,954,140	96%
Transfers to Other Government Units	4,961,282,275	2,662,255,615	7,623,537,890	1,225,600,000	6,397,937,890	16%
Other grants and transfers	45,000,000	-	45,000,000	44,999,999	-	100%
Social Security Benefits	1,996,263	-	1,996,263	1,996,263	-	100%
Acquisition of Assets	131,056,475	(60,927,392)	70,129,083	68,670,515	1,458,568	98%
Grand Total	5,682,319,152	2,532,413,327	8,214,732,479	1,792,109,627	6,421,247,846	22%
Surplus/Deficit	3,834,282,275	2,563,655,615	6,397,937,890	16,128,124	6,383,184,772	

*State Department for Tourism
Annual Report and Financial Statements for the year ended 30th June 2022*

- a) *Variance analysis: The under utilization of 84% on Transfers to other Government units represents AIA collected by the SAGAs*
- b) *Reallocations within the year: The difference between the original budget and final budget was as a result of Supplementary budget and budget reallocation*

The entity financial statements were approved on 15/09/2022 and signed by:


.....

Zeinab A. Hussein, CBS
Principal Secretary


.....

Dorcas N. Wasike
Deputy Head of Accounting Unit
ICPAK M/No.20296

*State Department for Tourism
Annual Report and Financial Statements for the year ended 30th June 2022*

11 (a) Summary Statement of Appropriation: Recurrent for FY2021/22

Revenue/Expense Item	Original Budget a	Adjustments b	Final Budget c=a+b	Actual on Comparable Basis d	Budget Utilisation Difference e=d-c	% of Utilisation Difference to Final Budget f=d/c %
RECEIPTS						
Tax Receipts	2,343,000,000	2,501,312,163	4,844,312,163	-	4,844,312,163	0%
Exchequer releases	1,373,036,877	(31,242,288)	1,341,794,589	1,336,497,451	5,297,138	100%
Other Receipts	1,491,282,275	62,343,452	1,553,625,727	-	1,553,625,727	0%
Total Receipts	5,207,319,152	2,532,413,327	7,739,732,479	1,336,497,451	6,403,235,028	17%
PAYMENTS						
Compensation of Employees	212,000,000	13,870,000	225,870,000	212,972,753	12,897,247	94%
Use of goods and services	310,984,139	(82,784,896)	228,199,243	218,312,698	9,886,545	96%
Transfers to Other Government Units	4,626,282,275	2,603,655,615	7,229,937,890	832,000,000	6,386,694,558	12%
Other grants and transfers	45,000,000	-	45,000,000	45,000,000	-	100%
Social Security Benefits	1,996,263	-	1,996,263	1,996,263	-	100%
Acquisition of Assets	11,056,475	(2,327,392)	8,729,083	7,672,515	1,056,568	90%
Grand Total	5,207,319,152	2,532,413,327	7,739,732,479	1,317,954,229	6,420,032,846	17%
Surplus/Deficit	-	-	-	18,543,222	(18,543,222)	

*State Department for Tourism
Annual Report and Financial Statements for the year ended 30th June 2022*

Notes

- a) Variance analysis The under utilization on Transfers to other Government units represents AIA collected by the SAGAs*
- b) Reallocations within the year: The difference between the original budget and final budget was as a result of Supplementary budget and budget reallocation*

The entity financial statements were approved on 15/09/2022 and signed by:


.....

Zeinab A. Hussein, CBS
Principal Secretary


.....

Dorcas N. Wasike
Deputy Head of Accounting Unit
ICPAK M/N o.20296

*State Department for Tourism
Annual Report and Financial Statements for the year ended 30th June 2022*

11 (b) Summary Statement of Appropriation: Development for FY2021/22

Revenue/Expense/Item	Original Budget a	Adjustments b	Final Budget c=a+b	Actual on Comparable Basis d	Budget Utilisation Difference e=c-d	% of Utilisation f=d/c %
RECEIPTS						
Exchequer releases	475,000,000		475,000,000	471,740,300	3,259,700	99%
Total Receipts	475,000,000	-	475,000,000	471,740,300	3,259,700	99%
Payments						
Use of goods and services	20,000,000		20,000,000	19,557,400	813,000	96%
Transfers to Other Government Units	335,000,000	58,600,000	393,600,000	393,600,000	-	100%
Acquisition of Assets	120,000,000	(58,600,000)	61,400,000	60,998,000	402,000	99%
Grand Total	475,000,000	-	475,000,000	474,155,400	1,215,000	100%
Surplus/Deficit	-	-	-	(2,415,100)	2,415,400	


*State Department for Tourism
Annual Report and Financial Statements for the year ended 30th June 2022*

(a) Reallocations within the year: The changes between the original and final budget was as a result of supplementary budget provision.

The entity financial statements were approved on 15/09/2022 and signed by:


.....

Zeinab A. Hussein, CBS
Principal Secretary


.....

Dorcas N. Wasike
Deputy Head of Accounting Unit
ICPAK M/No.20296

*State Department for Tourism
Annual Report and Financial Statements for the year ended 30th June 2022*

11 (c) Budget Execution by Programmes and Sub-Programmes for FY2021/22

Programme/Sub-programme	Final Budget 2022 Kshs	Indicators	Outcomes	Actual on comparable basis 2022 Kshs	Budget utilization difference Kshs
Tourism Development and Promotion	8,214,732,479			1,792,109,627	6,422,622,852
Tourism Promotion and Marketing	897,893,330	Brand awareness index, visitor arrivals	Improved brand awareness, increased international tourist arrivals	619,846,832	278,046,499
Niche tourism product development and diversification		Number of local and international conferences held, Kenya's ICCA Africa ranking	Improved conference and business tourism, improved MICE destination ranking		
Tourism Infrastructure Development	3,783,494,186	Percentage of completion	Improved capacity of tourism training institutions	471,601,649	3,311,892,537
Tourism Training & Capacity Building	2,849,069,725	Number of graduates	Improved capacity of training institutions and workforce in	208,177,400	2,640,892,325
	276,393,750			101,270,000	175,123,750

*State Department for Tourism
Annual Report and Financial Statements for the year ended 30th June 2022*

Programme/Sub programme	Final Budget 2022	Indicators	Outcomes	Actual on comparable basis 2022	Budget utilization difference
General Administration on Planning and Support Services	407,881,488	Open space office modeling and security system fitting	tourism sectors Conducive work environment	391,233,747	16,647,741
TOTAL	8,214,732,479			1,792,109,627	6,422,622,852

12. Notes to the Financial Statement

The principle accounting policies adopted in the preparation of these financial statements are set out below:

1. Statement of Compliance and Basis of Preparation

The financial statements have been prepared in accordance with Cash-basis International Public Sector Accounting Standards (IPSAS) as prescribed by the Public Sector Accounting Standards Board (PSASB) and set out in the accounting policy note below. This cash basis of accounting has been supplemented with accounting for; a) receivables that include imprests and salary advances and b) payables that include deposits and retentions.

The financial statements comply with and conform to the form of presentation prescribed by the PSASB. The accounting policies adopted have been consistently applied to all the years presented.

2. Reporting Entity

The financial statements are for the State Department for Tourism. The financial statements encompass the State Department for Tourism as specified under Section 81 of the PFM Act 2012 and also comprise of the following development projects implemented by the State Department for Tourism:

- i. Open Space Office Modelling and Security Systems Fitting
- ii. Mama Ngina Beach Management

3. Reporting Currency

The financial statements are presented in Kenya Shillings (Kshs), which is the functional and reporting currency of the Government and all values are rounded to the nearest Kenya Shilling.

Significant Accounting Policies (Continued)

4. Significant Accounting Policies

The accounting policies set out in this section have been consistently applied by for all the years presented.

a) Recognition of Receipts

The *Entity* recognises all receipts from the various sources when the event occurs, and the related cash has been received by the *Entity*.

(i) Transfers from the Exchequer

Transfers from the exchequer are recognized in the books of accounts when cash is received. Cash is considered as received when payment instruction is issued to the bank and notified to the receiving *entity*.

(ii) External Assistance

External assistance is received through grants and loans from multilateral and bilateral development partners. Grants and loans shall be recognized in the books of accounts when cash is received. Cash is considered as received when a payment advice is received by the recipient entity or by the beneficiary. In case of grant/loan in kind, such grants are recorded upon receipt of the grant item and upon determination of the value. The date of the transaction is the value date indicated on the payment advice. A similar recognition criteria is applied for loans received in the form of a direct payment.

During the year ended 30th June 2022, there were no instances of non-compliance with terms and conditions which have resulted in cancellation of external assistance loans.

Significant Accounting Policies (Continued)

(iii) Other receipts

These include Appropriation-in-Aid and relates to receipts such as proceeds from disposal of assets and sale of tender documents. These are recognised in the financial statements the time associated cash is received.

b) Recognition of payments

The Entity recognises all payments when the event occurs, and the related cash has been paid out by the *Entity*.

i) Compensation of Employees

Salaries and wages, allowances, statutory contribution for employees are recognized in the period when the compensation is paid.

ii) Use of Goods and Services

Goods and services are recognized as payments in the period when the goods/services are paid for. Such expenses, if not paid during the period where goods/services are consumed, shall be disclosed as pending bills.

iii) Acquisition of Fixed Assets

The payment on acquisition of property plant and equipment items is not capitalized. The cost of acquisition and proceeds from disposal of these items are treated as payments and receipts items respectively. Where an asset is acquired in a non-exchange transaction for nil or nominal consideration and the fair value of the asset can be reliably established, a contra transaction is recorded as receipt and as a payment.

A fixed asset register is maintained and a summary provided for purposes of consolidation. *This summary is disclosed as an annexure No. 4 to the financial statements.*

iv) In-kind contributions

In-kind contributions are donations that are made to the Entity in the form of actual goods and/or services rather than in money or cash terms. These donations may include vehicles, equipment or personnel services. Where the financial value received for in-kind contributions can be reliably

determined, the Entity includes such value in the statement of receipts and payments both as receipts and as payments in equal and opposite amounts; otherwise, the contribution is not recorded.

v) Third Party Payments

Included in the receipts and payments, are payments made on its behalf to third parties in form of loans and grants. These payments do not constitute cash receipts and payments and are disclosed in the payment to third parties in the statement of receipts and payments as proceeds from foreign borrowings.

c) Cash and Cash Equivalents

Cash and cash equivalents comprise cash on hand and cash at bank, short-term deposits on call and highly liquid investments with an original maturity of three months or less, which are readily convertible to known amounts of cash and are subject to insignificant risk of changes in value. Bank account balances include amounts held at the Central Bank of Kenya and at various commercial banks at the end of the financial year.

A bank account register is maintained and a summary provided for purposes of consolidation. *This summary is disclosed as an annexure No.7 to the financial statements.*

Restriction on Cash

Restricted cash represents amounts that are limited/ restricted from being used to settle a liability for at least twelve months after the reporting period. This cash is limited for direct use as required by stipulation.

Amounts maintained in deposit bank accounts are restricted for use in refunding third party deposits. *As at 30th June 2022, this amounted to Kshs 138,954,996 compared to Kshs 136,996,315 in prior period as indicated on note 8. There were no other restrictions on cash during the year.*

d) Imprests and advances

For the purposes of these financial statements, imprests and advances to authorised public officers and/or institutions which were not surrendered or accounted for at the end of the financial year are treated as receivables. This is in recognition of the government practice where the imprest payments are recognized as payments when fully accounted for by the imprest or Authority to Incur Expenditure (AIE) holders. This is an enhancement to the cash accounting policy. Other accounts receivables are disclosed in the financial statements.

e) Third party deposits and retention

For the purposes of these financial statements, deposits and retentions held on behalf of third parties have been recognized on an accrual basis (as accounts payables). This is in recognition of the government practice of retaining a portion of contracted services and works pending fulfilment of obligations by the contractor and to hold deposits on behalf of third parties. This is an enhancement to the cash accounting policy adopted for National Government Ministries and Agencies.

Other liabilities including pending bills are disclosed in the financial statements.

f) Pending Bills

Pending bills consist of unpaid liabilities at the end of the financial year arising from contracted goods or services during the year or in past years. As pending bills do not involve the payment of cash in the reporting period, they recorded as 'memorandum' or 'off-balance' items. When the pending bills are finally settled, such payments are included in the Statement of Receipts and Payments in the year in which the payments are made.

g) Budget

The budget is developed on a comparable accounting basis (cash basis except for imprest and deposits and retentions, which are accounted for on an accrual basis), the same accounts classification basis, and for the same period as the financial statements. The original budget was

approved by Parliament in *June 2021 for the period 1st July 2021 to 30th June 2022* as required by Law and there were two supplementary adjustments to the original budget during the year.

A comparison of the actual performance against the comparable budget for the financial year under review has been included in the financial statements. Government Development Projects are budgeted for under the MDAs but receive budgeted funds as transfers and account for them separately. These transfers are recognised as inter-entity transfers.

h) Comparative Figures

Where necessary, comparative figures for the previous financial year have been amended or reconfigured to conform to the required changes in presentation.

i) Subsequent Events

There have been no events after the financial year end with a significant impact on the financial statements for the year ended *30th June 2022*.

j) Prior Period Adjustment

During the year, errors that have been corrected are disclosed *under note 26* explaining the nature and amounts.

k) Related Party Transactions

Related party means parties are related if one party has the ability to:

- a) Control the other party or
- b) Exercise significant influence over the other party in making financial and operational decisions, or if the related party entity and another entity are subject to common control.

Related party transaction is a transfer of resources or obligations between related parties regardless of whether a price is charged.

Significant Accounting Policies (Continued)

I) Contingent Liabilities

A contingent liability is:

- a) A possible obligation that arises from past events and whose existence will be confirmed only by the occurrence or non-occurrence of one or more uncertain future events not wholly within the control of the entity; or
- b) A present obligation that arises from past events but is not recognised because:
 - i) It is not probable that an outflow of resources embodying economic benefits or service potential will be required to settle the obligation; or
 - ii) The amount of the obligation cannot be measured with sufficient reliability.

Some of contingent liabilities may arise from: litigation in progress, guarantees, and indemnities. Letters of comfort/ support, insurance, Public Private Partnerships, The *entity* does not recognize a contingent liability but discloses details of any contingencies in the notes to the financial statements unless the possibility of an outflow of resources embodying economic benefits or service potential is remote.

Notes to the Financial Statements (Continued)

1 Exchequer releases

Description	2021-2022	2020-2021
	Kshs	Kshs
Total Exchequer releases for quarter 1	389,688,975	2,360,315,079
Total Exchequer releases for quarter 2	370,577,165	444,834,150
Total Exchequer releases for quarter 3	559,072,076	738,945,174
Total Exchequer releases for quarter 4	488,899,534	2,377,698,081
Total	1,808,237,751	5,921,792,484

The State Department received total Exchequer amounting to Ksh 1,808,237,751 against the budgeted Exchequer of Kshs. 1,816,796,589 in the FY2021/22. While Kshs. 5,921,792,484 was received in the previous period. The difference is due to Additional funds received in FY2020/21, under the ESP to aid tourism recovery from the effects of Covid-19.

2 Compensation to Employees

Description	2021-2022	2020-2021
	Kshs	Kshs
Basic salaries of permanent employees	135,250,894	130,848,854
Basic wages of temporary employees	-	62,918,000
Personal allowances paid as part of salary	77,721,858	63,374,006
Total	212,972,753	257,140,860

The higher expenditure reported in the FY 2020/21 was due to an amount of Kshs. 62M paid to Kenya Utalii College to cater for their staff salaries

*State Department for Tourism
Annual Report and Financial Statements for the year ended 30th June 2022*

Notes to the Financial Statements (Continued)

3 Use of Goods and Services

Description	2021-2022	2020-2021
	Kshs	Kshs
Communication, supplies and services	1,380,550	1,351,487
Domestic travel and subsistence	37,684,193	30,784,060
Foreign travel and subsistence	48,290,544	28,104,355
Printing, advertising and information supplies & services	2,101,450	2,591,143
Rentals of produced assets	36,639,650	36,482,100
Training expenses	2,390,711	3,267,870
Hospitality supplies and services	19,672,600	17,986,266
Specialized materials and services	28,434,062	30,558,945
Office and general supplies and services	3,190,153	3,784,346
Fuel Oil and Lubricants	3,139,104	3,549,909
Other operating expenses	41,751,466	105,019,314
Routine maintenance – vehicles and other transport equipment	8,210,309	5,162,160
Routine maintenance – other assets	4,985,306	4,063,502
Total	237,870,098	272,705,456

The Increase in Expenditure on foreign travel is as a result of relaxation in restrictions on foreign travels due to Covid-19. The higher expenditure reported in the FY 2020/21 on other operating expenses was due to an amount of Kshs. 85M paid in settlement of a contractor resulting from a pending legal case.

4 Grants and Transfers to Other Government Entities

Description	2021-2022	2020-2021
	Kshs	Kshs
Transfers to National Government entities		
Current grants to government agencies and other level of govt	832,000,000	1,944,843,339
Capital grants to government agencies and other level of govt	393,600,000	3,253,164,050
Total	1,225,600,000	5,198,007,389

A higher expenditure was reported in the FY 2020/21 as additional funds were utilised under the ESP to aid tourism recovery from the effect of Covid-19.

Notes to the Financial Statements (Continued)

4a: Transfers to self – reporting entities in the year

The above transfers were made to the following self-reporting entities in the year:

Description	Recurrent Kshs	Development Kshs	Total Kshs	2020-2021 Kshs
Transfers to SAGAs and SCs				
Bomas of Kenya	224,241,000	150,000,000	374,241,000	234,382,658
Kenya Utalii College	67,513,333	-	67,513,333	501,838,913
Kenya Tourism Board	247,190,000	55,000,000	302,190,000	1,365,259,500
Tourism Fund	-	188,600,000	188,600,000	50,000,000
Tourism Research Institute	113,700,000	-	113,700,000	103,851,768
Tourism Regulatory Authority	190,599,000	-	190,599,000	252,008,500
Total	843,243,333	393,600,000	1,236,843,332	5,198,007,389

We have confirmed these amounts with the recipient entities and attached these confirmations as an Appendix to this financial statement. Include this list as an annex if it goes beyond one page. (Explain significant changes from prior period)

5 Other Grants and Transfers

Explanation	2021-2022 Kshs	2020-2021 Kshs
Scholarships and other educational benefits	45,000,000	20,000,000
Total	45,000,000	20,000,000

Expenditure of Ksh.45M is a transfer to the Kenya Utalii College towards Government scholarships awarded to students at the institution.

*State Department for Tourism
Annual Report and Financial Statements for the year ended 30th June 2022*

6 Social Security Benefits

	2021-2022	2020-2021
	Kshs	Kshs
Government pension and retirement benefits	1,996,263	8,042,720
Total	1,996,263	8,042,720

The social security benefits relates to payment of service gratuity made to Officers in the State Department upon expiry of their service contracts.

Notes to the Financial Statements (Continued)

7 Acquisition of Assets

Non-Financial Assets	2021-2022	2020-2021
	Kshs	Kshs
Construction of Buildings	-	94,949,999
Overhaul and Refurbishment	60,998,000	64,690,395
Purchase of Office Furniture and General Equipment	7,672,515	4,012,078
Total	68,670,515	163,652,472

The expenditure of Kshs. 94M reported in the FY2020/21 on construction of buildings related to rehabilitation of Farm Murera gate, a project which was completed in the period.

Notes to the Financial Statements (Continued)

8 Cash and Bank Accounts

8A: Bank Accounts

Name of Bank, Account No. & currency	Amount in bank account currency	Indicate whether recurrent, Development, deposit etc	Exc rate (if in foreign currency)	2021-2022 Kshs	2020-2021 Kshs
REC-State Department for Tourism CBK A/C 1000395548	Ksh	Recurrent	1	14,551,584	1,585,520
DEP-State Department for Tourism CBK A/C 1000395637	Ksh	Development	1	3,493,200	95
DEP-State Department for Tourism CBK A/C 1000395699	Ksh	Deposits	1	138,954,996	136,996,315
REC-Global Public Relations-State Department for Tourism CBK A/C 1000589361	Ksh	Recurrent	1	-	-
Total				156,999,780	138,581,930

8B: Cash on hand

Description	2021-2022 Kshs	2020-2021 Kshs
Cash in hand – Held in domestic currency	-	-
Cash in hand – Held in foreign currency	-	-
Total	-	-

*State Department for Tourism
Annual Report and Financial Statements for the year ended 30th June 2022*

Notes to the Financial Statements (Continued)

9 . Imprests and Advances

<i>Description</i>	<i>2021-2022</i>	<i>2020-2021</i>
	<i>Kshs</i>	<i>Kshs</i>
Government Imprests	-	873,864
Total	-	873,864

10 . Third party deposits and retention

<i>Description</i>	<i>2021-2022</i>	<i>2020-2021</i>
	<i>Kshs</i>	<i>Kshs</i>
Other Liabilities	1,042,797	-
Deposits	138,954,996	136,996,316
Total	139,997,793	136,996,316

Deposits relates to 10%retentions from ongoing projects .Annex.3

Notes to the Financial Statements (Continued)

11 . Fund Balance Brought Forward

Description	2021-2022	2020-2021
	Kshs	Kshs
Bank Accounts	138,581,930	157,621,414
Cash in hand	-	-
Accounts Receivables	873,864	567,334
Accounts Payables	(136,996,316)	(157,868,916)
Total	2,459,478	319,832

12 Prior Year Adjustments

Description of the error	Balance b/f FY 2020/2021 as per audited financial statements	Adjustments during the year relating to prior periods	Adjusted Balance b/f FY 2020/2021
	Kshs	Kshs	Kshs
Bank Account Balances	138,581,930.0	(1,585,615)	136,996,315
Cash In Hand	-	-	-
Accounts Payables	(136,996,316)	-	(136,996,316)
Receivables	873,864	-	873,864
Others (<i>Specify</i>)	-	-	-
	2,459,478	(1,585,615)	873,863

The adjustment during the year relates to closing Recurrent and Development Bank Balance for FY2020/21 surrendered back to the exchequer

State Department for Tourism
Annual Report and Financial Statements for the year ended 30th June 2022

Notes to the Financial Statements (Continued)

13 (Increase)/ Decrease in Advances and Imprests

Description	2021-2022	2020-2021
	Kshs	Kshs
Receivables As At 1 st July (A)	873,864	567,334
Receivables As At 30 th June (B)	-	873,864
(Increase)/ Decrease in Receivables (C=(B-A))	873,864	(306,530)

(Receivable as at 1st July for FY 2021/22 should be the same as receivable as at 30th June for FY 2020/21)

14 Increase/ (Decrease) in Retention and Third-Party Deposits

Description	2021-2022	2020-2021
	Kshs	Kshs
Payables As At 1 st July	136,996,316	157,868,916
Payables As At 30 th June	139,997,793	136,996,315
Increase/ (Decrease) In Payables	3,001,477	(20,872,601)

15 Related Party Disclosures

Related party disclosure is encouraged under non-mandatory section of the Cash Basis IPSAS.

The following comprise of related parties to the State Department for Tourism;

- i) Key management personnel that include the Cabinet Secretaries and Accounting Officers
- ii) Other Ministries Departments and Agencies and Development Projects;
- iii) State Corporations and Semi-Autonomous Government Agencies.

Notes to the Financial Statements (Continued)

16 Other Important Disclosures

16.1 Related party transactions:

Description	2021-2022	2020-2021
	Kshs	Kshs
Key Management Compensation	14,916,830	17,815,594
Transfers to Related Parties		
Transfers to SCs and SAGAs	1,270,600,000	5,198,007,389
Total Transfers to Related Parties	1,285,516,830	5,215,822,983
Purchase of Goods and Services		
Rent paid to Govt. Agencies	36,260,000	36,482,100
Conference Facilities hired from Govt. Agencies	-	-
Total Goods and Services paid to Govt. Agencies	36,260,000	36,482,100
Transfers from Related Parties		
Transfers from the Exchequer	1,808,237,751	5,921,792,484
Total Transfers from Related Parties	1,808,237,751	5,921,792,484

17.1: Pending Accounts Payable (See Annex 1)

Description	Balance b/f FY 2020/2021	Additions for the period	Paid during the year	Balance c/f FY 2021/2022
	Kshs	Kshs	Kshs	Kshs
Construction of Buildings	-	-	-	-
Construction of Civil Works	-	12,619,867	-	12,619,867
Supply of Goods	-	281,560	-	281,560
Supply of Services	-	158,916	-	158,916
Total	-	13,060,343	-	13,060,343

*State Department for Tourism
Annual Report and Financial Statements for the year ended 30th June 2022*

18.1: Pending Staff Payables (See Annex 2)

	Balance b/f FY 2020/2021	Additions for the period	Paid during the year	Balance c/f FY 2021/2022
Description	Kshs	Kshs	Kshs	Kshs
Senior Management	-			
Middle Management				
Union Employees				
Others				
Total				

Notes to the Financial Statements (Continued)

19. Progress on follow up of Prior Years Auditor-General's recommendations

The following is the summary of issues raised by the Auditor-General during the prior year and management comments that were provided.

Reference No. on the external audit Report	Issue/Observations from Auditor	Management comments	Status (Resolved/Not Resolved)	Time frame (in a date when you expect the issue to be resolved)
1564. Inaccuracies in the Financial statements	Balances reflected in the statement of receipts and payments, statement of assets and liabilities and trial balance as presented in the financial statements as at 30 th June, 2021 varied with IFMIS reports for the same period	The difference between the amounts reported in the financial statements and IFMIS statement of receipts and payments, statement of assets and liabilities and Trial balance, was due to the imprests surrenders for the previous period applied in FY 2020/21 in error hence overstating the expenditure .The error was corrected and the amounts reconciled.	Resolved	
1565. Inaccuracies in cash and cash equivalents	The statements of assets and liabilities reflects ksh. 138,581,930 as cash and cash equivalents as at 30 th June, 2021 which differed with reconciled cash book balances of Kshs. 420,581,050	The variance between the financial statements and cash book reconciled balances in respect of cash and cash equivalents was as a result of incomplete auto bank reconciliation process as at the	Resolved	

*State Department for Tourism
Annual Report and Financial Statements for the year ended 30th June 2022*

Reference No. on the external audit Report	Issue/Observations from Auditor	Management comments	Status: (Resolved/Not Resolved)	Timeframe: (Put a date when you expect the issue to be resolved)
	consequently, the accuracy of cash and cash equivalents balance of K.shs. 138,581,930 could not be confirmed.	time of preparation of the financial statements. The process was completed and all the un reconciled items updated.		
1566.Unresolved Prior Year Matters	The audit report of the previous year, several issues were raised under the report on financial statements, report on lawfulness and effectiveness in the use of public resources and report on effectiveness of internal controls, risk management and Governance. However, the management has not resolved the issues.	Report of the Auditor General on the previous audit report has since been discussed at Parliamentary Accounts Committee Meetings.	Resolved	
1567.Procurement, Design and Printing Government Calendars	The State Department requested Kenya Tourism Board (KTB) to undertake the design and printing of Government Calendars for the year 2021, contrary to the procurement plan for FY	The State Department for Tourism used procuring agent Kenya Tourism Board instead of method as provided in the plan. It is the Government directive that printing of calendars should be carried out by the		

*State Department for Tourism
Annual Report and Financial Statements for the year ended 30th June 2022*

Reference: No. on the external audit Report	Issue / Observations from Auditor	Management comments	Status: (Resolved/Not Resolved)	Timeframe (Part of the when you expect the issue to be resolved)
	<p>2020/21 which stated that the procurement of calendars was by open tendering. Similarly, the procurement documents such as notice of advertisement, evaluation minutes, letter of award and contract agreement between the procuring agent and KTB were not availed for audit review.</p>	<p>State Department for Tourism. KTB is an Agency under the State Department for Tourism, whose mandate is branding and Marketing Tourism in Kenya. Because calendars are for promotional purpose, KTB was requested to print the calendars on behalf of the State Department. The contract agreement between Scanad Kenya Limited and KTB which were later provided for audit review</p>	<p>Resolved with Auditor</p>	
<p>1568. Repair and Rehabilitation of Farm Murera Gate Road</p>	<p>The contract was awarded for repair and rehabilitation of 26 kilometres of road. However, the scope of the works was changed to construction of 11 kilometres under unclear circumstances. The contract was awarded on 22 March, 2017 and</p>	<p>The road project to be repaired and rehabilitated was approximately 26kms. However, after appraising the bills of quantities, the available contract sum provided was only sufficient to repair and rehabilitate 11.5kms. This was because the road was at different levels of deterioration</p>		

*State Department for Tourism
Annual Report and Financial Statements for the year ended 30th June 2022*

Reference No. on the external audit Report	Issue/ Observations from Auditor	Management comments	Status: (Resolved / Not Resolved)	Timeframe: (Put a date when you expect the issue to be resolved)
	<p>commenced on 21 May, 2017 for contract period of twelve months with a completion dated 31 May, 2018. Thereafter, the contractor was awarded 146 days extension thereby revising the completion date to 24 October, 2018. However, an audit review of the status in October, 2020 revealed that there was no valid performance security in place and works were still ongoing although no evidence was provided that the employer had approved a second extension of time or started charging liquidated damages in accordance with conditions of contract. Further, it was also observed that some certificates were paid beyond the</p>	<p>and part of the road section required reconstruction. The State Department for Tourism charged the contractor Kshs. 6 Million for liquidated damages. The contractor has since completed the works and handed over.</p>	<p>Not resolved</p>	<p>June, 2023</p>

**State Department for Tourism
Annual Report and Financial Statements for the year ended 30th June 2022**

Reference No. on the external audit Report	Issue/Observations from Auditor	Management comments	Status (Resolved/Not Resolved)	Timeframe (Bill a date when you expect the issue to be resolved)
	stipulated time such as certificate No. 4 signed on 21 June, 2018 paid on 24 December, 2019.			
1569. Proposed Regeneration of Mama Ngina Drive water Front and Cultural District Mombasa- contract No. MOT/01/2018-2019	The Itemised works in the Bill of Quantities for the amphitheatre Bill No.3 amounted to Kshs. 7,945,710 while final account reflects Kshs.3, 955,565. However, the works had not been executed by the contractor in November, 2021. Similarly, Bills No.6 and 7 reflects payments made for works not completed	The tendered works were done on the basis of approximate quantities. The final account which comprises the re measured works is the correct depiction of the status of the project. Regarding Bill No.6, the original bill of quantities had provided for 100 kiosks, However, the detail of the size and designs of the kiosks were not provided in the original bill of quantities. It is also noted that the area could only accommodate 76 kiosks. Bill No. 7 comprises works amounting to Kshs. 2,757,200 for the construction of the	Resolved with Auditor	

*State Department for Tourism
Annual Report and Financial Statements for the year ended 30th June 2022*

Reference No. on the external audit Report	Issue / Observations from Auditor	Management comments	Status: <i>(Resolved / Not Resolved)</i>	Time frame: <i>(Put a date when you expect the issue to be resolved)</i>
		Third pigeon Tower. This was executed up to 60%, it was located in front of the Presidential area and because of the Mashujaa day celebrations, it was directed that it be demolished to accommodate parade.		

.....


Zeinab A. Hussein, CBS
 Principal Secretary

.....


Dorcas N. Wasike
 Deputy Head of Accounting Unit
 ICPAK M/No.20296

*State Department for Tourism
Annual Report and Financial Statements for the year ended 30th June 2022*

20. Annexes

I

Annex 1 - Analysis of Pending Accounts Payable

Supplier of Goods or Services	Original Amount	Date Contracted	Amount Paid To-Date	Outstanding Balance 2022	Outstanding Balance 2020/21	Comments
	A	B	C	d=a-c		
Construction of buildings						
1.						
Sub-Total						
Construction of civil works						
2. Anthopi Mechanical Engineering Services Ltd				3,959,918		No Budget
3. Refcon Engineering Services Ltd				1,032,638		No Budget
4. M/S Building Fire Consultants Ltd.				1,932,761		No Budget
5. M/S Resjos Enterprises Ltd.	54,646,624.55		48,952,074.55	5,694,550		No Budget
Sub-Total				12,619,867		
Supply of goods						
6. Benimode Co. (K) Limited	281,560.35		-	281,560		Returned RTGS
Sub-Total				281,560		
Supply of services						
7. Kenya Utalii College				112,000		Erroneous omission
8. Safarilink Aviation Ltd				28,904		Erroneous omission
9. Safarilink Aviation Ltd				18,012		Erroneous omission

*State Department for Tourism
Annual Report and Financial Statements for the year ended 30th June 2022*

Supplier of Goods or Services	Original Amount	Date Contracted	Amount Paid To-Date	Outstanding Balance 2021/22	Outstanding Balance 2020/21	Comments
Sub-Total				158,916		
Grand Total				13,060,343		

Annex 2 - Analysis of Pending Staff Payables

Name of Staff	Job Group	Original Amount	Date Payable Contracted	Amount Paid To-Date	Outstanding Balance 2021/22	Outstanding Balance 2020/21	Comments
		a	B	c	d=a-c		
Senior Management							
1.							
2.							
Sub-Total							
Middle Management							
3.							
4.							
Sub-Total							
Union Employees							
5.							

*State Department for Tourism
Annual Report and Financial Statements for the year ended 30th June 2022*

Name of Staff	Job Group	Original Amount	Date Payable Contracted	Amount Paid To-Date	Outstanding Balance 2021/22	Outstanding Balance 2020/21	Comments
6.							
Sub-Total							
Others (specify)							
7.							
8.							
Sub-Total							
Grand Total							

Annex 3 - Analysis of Other Pending Payables

Name	Brief Transaction Description	Original Amount	Date Payable Contracted	Amount Paid To-Date	Outstanding Balance 2022	Outstanding Balance 2021	Comments
		a	B	c	d=a-c		
Amounts due to National Govt Entities							
1.							
2.							
Sub-Total							
Amounts due to County Govt Entities							
3.							
4.							
Sub-Total							
Amounts due to Third Parties							
5.							
6.							
Sub-Total							
Others (specify)							
7.							
8.							
Sub-Total							
Grand Total							

*State Department for Tourism
Annual Report and Financial Statements for the year ended 30th June 2022*

Annex 4 – Summary of Fixed Asset Register

Asset class	Historical Cost b/f (Kshs) 2020/2021	Additions during the year (Kshs)	Disposals during the year (Kshs)	Transfers in/(out) during the year	Historical Cost c/f (Kshs) 2021/22
Land	-	-	-	-	-
Buildings and structures		60,998,000	-	-	60,998,000
Transport equipment	-	-	-	-	-
Office equipment, furniture and fittings		7,672,515	-	-	7,672,515
ICT Equipment	-	-	-	-	-
Machinery and Equipment		-	-	-	-
Biological assets	-	-	-	-	-
Infrastructure Assets- Roads, Rails					
Heritage and cultural assets	-	-	-	-	-
Intangible assets					
Work in Progress	-	-	-	-	-
Total		68,670,515			68,670,515

*State Department for Tourism
Annual Report and Financial Statements for the year ended 30th June 2022*

Annex 5 – List of Projects implemented by State Department for Tourism

Ref	Project Name	Principal activity of the project	Accounting Officer	Project consolidated in these financial statements(yes/no)
1	Open Space Office Modelling and Security System Fitting	Open Space Office Modelling and Security System Fitting	Zeinab A. Hussein, CBS	Yes
2	Mama Ngina Beach Management	Construction of Mama Ngina Waterfront	Zeinab A. Hussein, CBS	Yes

*State Department for Tourism
Annual Report and Financial Statements for the year ended 30th June 2022*

Annex6 – List of SCs, Sagas and Public Funds under State Department for Tourism

Ref	SC, SAGAs or Public Fund's name	Principal activity of entity	Accounting Officer	Amount transferred during the year	Final status reconciliations done? (yes/no)
1	Tourism Regulatory Authority	Regulatory	Zeinab A. Hussein, CBS	190,599,000	YES
2	Bomas of Kenya	Cultural activities	Zeinab A. Hussein, CBS	374,241,000	YES
3	Kenya Utalii College	Training	Zeinab A. Hussein, CBS	101,270,000	YES
4	Kenya Tourism Board	Marketing	Zeinab A. Hussein, CBS	302,190,000	YES
5	Tourism Fund	Financing	Zeinab A. Hussein, CBS	188,600,000	YES
6	Tourism Research Institute	Research	Zeinab A. Hussein, CBS	113,700,000	YES
7	Kenya International Convention Centre	Promotion	Zeinab A. Hussein, CBS	-	YES
8	Tourism Promotion Fund	Financing	Zeinab A. Hussein, CBS	-	YES
TOTAL				1,270,600,000	

*State Department for Tourism
Annual Report and Financial Statements for the year ended 30th June 2022*

Annex 7. BANK ACCOUNTS REGISTER

S/No	Name Of The Bank	Branch	Account Number	Authority Reference Number
1	REC-State Dept for Tourism	Central Bank of Kenya	1000395548	139526
2	DEV-State Dept for Tourism	Central Bank Of Kenya	1000395637	139526
3	DEP-State Dept for Tourism	Central Bank of Kenya	1000395699	139526
4	Global Public RE-State Dept for Tourism	Central Bank of Kenya	1000589361	139526

State Department for Tourism
Annual Report and Financial Statements for the year ended 30th June 2022

Annex 10- Reports Generated from IFMIS

The following financial reports generated from IFMIS should be attached as appendices to these financial statements.

- i. GOK IFMIS Comparison Trial Balance
- ii. FO30 (Bank reconciliations) for all bank accounts
- iii. GOK IFMIS Receipts and Payments Statement
- iv. GOK IFMIS Statement of Financial Position
- v. GOK IFMIS Statement of Cash Flows
- vi. GOK IFMIS Notes to the Financial Statements
- vii. GOK IFMIS Statement of Budget Execution
- viii. GOK IFMIS Statement of Deposits
- ix. GOK IFMIS Budget Execution by Programme and Economic Classification
- x. GOK IFMIS Budget Execution by Heads and Programmes
- xi. GOK IFMIS Budget Execution by Programmes and Sub-programmes

**Statement of Financial Position**

Entity: 1202-State Department for Tourism

Current Period: JUL-21 To JUN-22

Compare With: JUL-20 To JUN-21

	Note	Current Period	Previous Period
		Kshs	Kshs
FINANCIAL ASSETS			
Cash and Cash Equivalents			
Bank Balances	22A	672,582,108.30	138,581,928.30
Cash Balances	22B	(52,840,587.75)	0.00
Total Cash And Cash Equivalents		619,741,520.55	138,581,928.30
Accounts Receivables - Outstanding Imprest and Clearance Accounts	23	8,228,563.40	873,864.00
TOTAL FINANCIAL ASSETS		627,970,083.95	139,455,792.30
Financial Liabilities			
Accounts Payables - Deposits	24	610,777,008.85	136,996,315.00
NET FINANCIAL ASSETS		17,193,075.10	2,459,477.30
REPRESENTED BY			
Fund Balance b/fwd	25	2,459,477.30	319,830.15
Prior Year Adjustment	26	(1,585,520.45)	(103,939.00)
Surplus/Deficit for the Year		16,266,118.25	2,243,586.15
NET FINANCIAL POSITION		17,140,075.10	2,459,477.30

The Statement has been prepared, reviewed and approved by the following:

Prepared By: _____

Date: _____

Reviewed By: _____

Date: _____

Approved By: _____

Date: _____



STATEMENT OF CASH FLOW

Entity: 1202-State Department for Tourism

Current Period: JUL-21 To JUN-22

Compare With: JUL-20 To JUN-21

	Note	Current Period	Previous Period
		Kshs	Kshs
Receipts and operating income			
Tax Receipts	1	0.00	0.00
Social Security Contribution	2	0.00	0.00
Proceeds from Domestic and Foreign Grants	3	0.00	0.00
Exchequer releases	4	1,808,237,750.90	5,921,792,483.75
Transfers from Other Government Entities	5	0.00	0.00
Reimbursements and Refunds	9	0.00	0.00
Returns of Equity Holdings	10	0.00	0.00
Other Receipts	11	0.00	0.00
Payments for Operating Expenses			
Compensation of Employees	12	212,972,752.65	257,140,860.15
Use of goods and Services	13	237,732,102.90	272,705,456.25
Subsidies	14	0.00	0.00
Transfers to Other Government Units	15	1,225,600,000.30	5,198,007,389.00
Other Grants and Transfers	16	44,999,998.80	20,000,000.00
Social Security Benefits	17	1,996,263.00	8,042,720.20
Finance Costs, including Loan Interest	19	0.00	0.00
Other payments	21	0.00	0.00
Adjusted for :			
Adjustments during the year		466,425,994.45	(21,179,131.40)
Prior year adjustments		(1,585,520.45)	(103,939.00)
Net Cash From Operating Activities	A	549,777,107.25	144,612,987.75
Cash Flow From Investing Activities			
Proceeds from Sales of Assets	8	0.00	0.00
Acquisition of Assets	18	68,670,515.00	163,652,472.00
Net Cash Flow From Investing Activities	B	(68,670,515.00)	(163,652,472.00)
Cash Flow From Borrowing Activities			
Proceeds from Domestic Borrowings	6	0.00	0.00
Proceeds from Foreign Borrowings	7	0.00	0.00
Repayment of Principal on Domestic and Foreign Borrowing	20	0.00	0.00
Net Cash Flow From Financing Activities	C	0.00	0.00
NET INCREASE IN CASH AND CASH EQUIVALENT	A+B+C	481,106,592.25	(19,039,484.25)
Cash and Cash Equivalent at BEGINNING of The Year		138,581,928.30	157,621,412.55
Cash and Cash Equivalent at END of The Year	22A+22B	619,741,520.55	138,581,928.30

The Statement has been prepared, reviewed and approved by the following:

Prepared By: _____

Date: _____

Reviewed By: _____

Date: _____

Approved By: _____

Date: _____



SUMMARY STATEMENT OF DEPOSITS

Entity: 1202-State Department for Tourism

Current Period: JUL-21 To JUN-22

Compare With: JUL-20 To JUN-21

Economic Item	6550101 - Ministry HQ Deposit Bank A/C	
	Current Period	Previous Period
Opening Balance	136,996,315.00	157,517,473.05
Transfers of retentions during the year	0.00	10,139,588.75
Payments made out of deposit account during the year	20,591,158.25	30,660,746.80
Closing Balance	116,405,156.75	136,996,315.00
Principal Secretary Controller		
Principal Accounts		

The Statement has been prepared, reviewed and approved by the following:

Prepared By: _____

Date: _____

Reviewed By: _____

Date: _____

Approved By: _____

Date: _____



MINISTRY OF TOURISM AND WILDLIFE
STATE DEPARTMENT FOR TOURISM
OFFICE OF THE PRINCIPAL SECRETARY

Telephone: +254-20-2724725/2724646
Email: tps@tourism.go.ke
Website: www.tourism.go.ke

BOMAS OF KENYA LTD
REGISTRY SECTION

NSSF Building, Block A 15th Floor
Bishops Rd
P.O BOX 30027-00100
NAIROBI

12 SEP 2022

RECEIVED

When replying please quote:

REF: MOT/ACCTS/5/21/VOL.III/(29)

Date: 9th September, 2022

The Chief Executive Officer
Bomas of Kenya
P.O. Box 46987-00100
NAIROBI

INTER-ENTITY CONFIRMATION LETTER

The State Department for Tourism wishes to confirm the amounts disbursed to you as at 30th June 2022 as indicated in the table below. Please compare the amounts disbursed to you with the amounts you received and populate them in column 'E' in the table below. Then please sign and stamp this request in the space provided and return it to us.

Confirmation of amounts received by (Bomas of Kenya) as at 30 th June, 2022							
Reference Number	Date Disbursed	Amounts disbursed by State Department for Tourism As at 30 th June, 2022			Total (Kshs.) (D)=(A+B+C)	Amount Received By (SAGA/SG/ Fund/project) as at 30/6/2022 (Kshs.) (E)	Difference (Kshs.) (F)=(D-E)
		Recurrent (Kshs.) (A)	Development (Kshs.) (B)	Inter-ministerial (Kshs.) (C)			
FT21228JV3V3	16.08.2021	56,060,250.00	-	-	56,060,250.00		
FT21301MDKOB	28.10.2021	37,373,500.00	-	-	37,373,500.00		
FT21344BBBP2	10.12.2021	18,686,750.00	-	-	18,686,750.00		
FT22061BN023	02.03.2022	37,373,500.00	-	-	37,373,500.00		
FT22094PY9SK	04.04.2022	18,686,750.00	-	-	18,686,750.00		
FT22131844TB	11.05.2022	18,686,750.00	-	-	18,686,750.00		
FT22168NTB01	07.05.2022	18,686,750.00	-	-	18,686,750.00		
FT22168SQ8SG	07.05.2022	18,686,750.00	-	-	18,686,750.00		
FT21258Q2KNO	15.09.2021	-	25,000,000.00	-	25,000,000.00		
FT22006FM606	06.01.2022	-	25,000,000.00	-	25,000,000.00		
FT22074DCL3C	15.03.2022	-	50,000,000.00	-	50,000,000.00		
FT22144RGNIP	24.05.2022	-	50,000,000.00	-	50,000,000.00		
Total		224,241,000.00	150,000,000.00		374,241,000.00		

I confirm that the amount shown above are correct as of the date indicated

Head of Accounts Department

NAME:

Signature

Date

ZEINAB A. HUSSEIN, CBS
PRINCIPAL SECRETARY

Copy to:- Director General Accounting Services and Quality Assurance,
The National Treasury



MINISTRY OF TOURISM AND WILDLIFE
STATE DEPARTMENT FOR TOURISM
OFFICE OF THE PRINCIPAL SECRETARY

Telephone: +254-20-2724725/2724646
Email :ps@tourism.go.ke
Website:www.tourism.go.ke

NSSF Building, Block A 15th Floor
Bishops Rd
P.O BOX 30027-00100
NAIROBI

When replying please quote;

REF: MOT/ACCTS/5/21/VOL.III/(26)

Date: 9th September, 2022

The Chief Executive Officer
Kenya Tourism Board
P.O. Box 30630-00100
NAIROBI

INTER-ENTITY CONFIRMATION LETTER

The State Department for Tourism wishes to confirm the amounts disbursed to you as at 30th June 2022 as indicated in the table below. Please compare the amounts disbursed to you with the amounts you received and populate them in column 'E' in the table below. Then please sign and stamp this request in the space provided and return it to us.

Confirmation of amounts received by (Kenya Tourism Board) as at 30 th June, 2022							
Reference Number	Date Disbursed	Amounts disbursed by State Department for Tourism As at 30 th June, 2022			Total (KShs.) (D)=(A+B+C)	Amount Received By (SAGA/SC/ Fund/project) as at 30/6/2022 (KShs.) (E)	Difference (Kshs.) (F)=(D-E)
		Recurrent (Kshs) (A)	Development (Kshs) (B)	Inter-ministerial (Kshs.) (C)			
FT21243C351Y	31.08.2021	20,599,166.60	-	-	20,599,166.60		
FT2244Y8MB5	04.10.2021	41,198,333.30	-	-	41,198,333.30		
FT2130185190	28.10.2021	41,198,333.30	-	-	41,198,333.30		
FT213519MCN4	17.12.2021	20,599,166.60	-	-	20,599,166.60		
FT220626Z9LH	03.03.2022	41,198,333.30	-	-	41,198,333.30		
FT22110MVH5Y	20.04.2022	20,599,166.60	-	-	20,599,166.60		
FT2213139RHP	11.05.2022	20,599,166.60	-	-	20,599,166.60		
FT2218261W5L	01.07.2022	20,599,166.60	-	-	20,599,166.60		
FT221820KBF5	01.07.2022	20,599,166.60	-	-	20,599,166.60		
FT21258Y79Q6	15.09.2021	-	13,750,000.00	-	13,750,000.00		
FT220065ZP4G	06.01.2022	-	13,750,000.00	-	13,750,000.00		
FT22182TV0XS	01.07.2022	-	27,500,000.00	-	27,500,000.00		
TOTAL		247,189,999.50	55,000,000.00		302,189,999.50		

I confirm that the amount shown above are correct as of the date indicated

Head of Accounts Department

NAME:

Signature

Date

ZEINAB A. HUSSEIN, CBS
PRINCIPAL SECRETARY

RECEIVED
KENYA TOURIST BOARD
12/9/22

Copy to:- Director General Accounting Services and Quality Assurance,
The National Treasury



NOTES TO THE FINANCIAL STATEMENTS

Entity: 1202-State Department for Tourism
Current Period: JUL-21 To JUN-22
Compare With: JUL-20 To JUN-21

1 Tax Receipts

Item Description	Item Code	Current Period	Previous Period
		Kshs	Kshs
Taxes on Income, Profits and Capital Gains	1110000	0.00	0.00
Taxes on Payroll and Workforce	1120000	0.00	0.00
Taxes on Property	1130000	0.00	0.00
Taxes on Goods and Services	1140000	0.00	0.00
Taxes on International Trade and Transactions	1150000	0.00	0.00
Other Taxes (not elsewhere classified)	1160000	0.00	0.00
TOTAL		0.00	0.00

2 Social Security Contribution

Item Description	Item Code	Current Period	Previous Period
		Kshs	Kshs
Health Insurance Contribution	1210100	0.00	0.00
NHIF Health Insurance Contributions	1210200	0.00	0.00
Contributions from Govt. Employees for Social & Welfare Schemes	1210300	0.00	0.00
TOTAL		0.00	0.00

3 Proceeds from Domestic and Foreign Grants

Item Description	Item Code	Current Period	Previous Period
		Kshs	Kshs
Grants from Foreign Governments	1310000	0.00	0.00
Grants from International Organisations	1320000	0.00	0.00
TOTAL		0.00	0.00

4 Exchequer releases

Item Description	Item Code	Current Period	Previous Period
		Kshs	Kshs
Exchequer Releases/ Provisioning Account for Q1	9910201	389,688,975.40	2,360,315,079.20
Exchequer Releases/ Provisioning Account for Q2	9910201	370,577,165.05	444,834,150.35
Exchequer Releases/ Provisioning Account for Q3	9910201	559,072,076.10	738,945,173.70
Exchequer Releases/ Provisioning Account for Q4	9910201	488,899,534.35	2,377,698,080.50
TOTAL		1,808,237,750.90	5,921,792,483.75

5 Transfers from Other Government Entities

Item Description	Item Code	Current Period	Previous Period
		Kshs	Kshs
Grants received by Central Govt from General Govt units	1330100	0.00	0.00
Grants Received from General Govt units by Local Authorities	1330200	0.00	0.00
Grants to Fund Accounts from Central Govt Budget	1330300	0.00	0.00
Grants to other General Govt units from General Govt units	1330400	0.00	0.00
TOTAL		0.00	0.00

6 Proceeds from Domestic Borrowings

Item Description	Item Code	Current Period	Previous Period
		Kshs	Kshs
Borrowing within General Government	5110100	0.00	0.00
Borrowing from Monetary Authorities (Central Bank)	5110200	0.00	0.00
Other Domestic Depository Corporations (Commercial Banks)	5110300	0.00	0.00
Borrowing from Other Domestic Financial Institutions	5110400	0.00	0.00
Borrowing from Other Domestic Creditors	5110500	0.00	0.00
Domestic Currency and Deposit	5110600	0.00	0.00
TOTAL		0.00	0.00

7 Proceeds from Foreign Borrowings

Item Description	Item Code	Current Period	Previous Period
		Kshs	Kshs
Foreign Borrowings - Drawdowns through Exchequer	5120100	0.00	0.00
Foreign Borrowing-Direct Payments	5120200	0.00	0.00
Foreign Currency and Foreign Deposits	5120300	0.00	0.00
Other Foreign Accounts Payable	5120400	0.00	0.00
TOTAL		0.00	0.00

8 Proceeds from Sales of Assets

Item Description	Item Code	Current Period	Previous Period
		Kshs	Kshs
Receipts from the Sale of Buildings - Paid to Exchequer	3510100	0.00	0.00
Receipts from the Sale of Buildings	3510200	0.00	0.00
Receipts from sale of other st	3510300	0.00	0.00
Receipts from sale of other st	3510400	0.00	0.00
Receipts from the Sale of Vehicles and Transport Equipment - Paid to Exchequer	3510500	0.00	0.00
Receipts from the Sale of Vehicles and Transport Equipment	3510600	0.00	0.00
Receipts from the Sale of Plant Machinery and Equipment - Paid to Exchequer	3510700	0.00	0.00
Receipts from the Sale Plant Machinery and Equipment	3510800	0.00	0.00
Receipts from Sale of Certified Seeds and Breeding Stock - Paid to Exchequer	3510900	0.00	0.00
Receipts from Sale of Certified Seeds and Breeding Stock	3511000	0.00	0.00
Receipts from the Sale of Strategic Reserves Stocks	3520100	0.00	0.00
Receipts from the Sale of Other Inventories, Stocks, and Commodities	3520200	0.00	0.00
Receipts from the Sale of Inventories, Stocks and Commodities	3520300	0.00	0.00
Receipts from the Sale of Land	3540100	0.00	0.00
Receipts from the Sale of Other Naturally Occurring Non-Produced Assets	3540200	0.00	0.00
Receipts from the Sale of Intangible Non-Produced Assets	3540300	0.00	0.00
Receipts from the Sale of Non-Produced Assets Collected as AIA	3540400	0.00	0.00
Repayments from Loans to Government Agencies and Other Levels of Government	4510100	0.00	0.00
Loans to Non-Financial Public Enterprises	4510200	0.00	0.00
Loans to Financial Institutions	4510300	0.00	0.00
Repayments from Domestic Loans to Individuals and Households	4510400	0.00	0.00
Repayments from lending to Foreign Govts.	4520100	0.00	0.00
Repayments from lending to International Orgns.	4520200	0.00	0.00
Repayments from lending to Foreign Non - Financial Enterps. & Financial Instns.	4520300	0.00	0.00
Repayments from Other Foreign Lending	4520400	0.00	0.00
Sales and Disposals of Equity Holdings in Domestic Public Non - Financial Enterprises	4530100	0.00	0.00
Sales and Disposals of Equity Holdings in Domestic Public Financial Institutions	4530200	0.00	0.00
Sales and Disposals of Other Equity Holdings	4530300	0.00	0.00
Sales and Disposals of Equity Holdings in Foreign Financial Instns. and Domestic Financial Instns. operating abroad	4530400	0.00	0.00
Sales and Disposals of Equity Holdings in Foreign Enterps. Financial Instns. and Domestic Financial Instns. operating abroad	4530500	0.00	0.00
Redemption/ Disposal of Other Financial Assets	4530600	0.00	0.00
Refund of Bonds paid as Deposits for Guarantees	4530700	0.00	0.00
TOTAL		0.00	0.00

9 Reimbursements and Refunds

Item Description	Item Code	Current Period	Previous Period
		Kshs	Kshs
Refund from World Food Programme (WFP)	4540101	0.00	0.00
Reimbursement of Audit Fees	4540102	0.00	0.00
Reimbursement on Messing Charges (UNICEF)	4540103	0.00	0.00
Reimbursement from World Bank - ECD	4540104	0.00	0.00

Item Description	Item Code	Current Period	Previous Period
Reimbursement from Individuals and Private Organizations	4540105	0.00	0.00
Reimbursement from Local Government Authorities	4540106	0.00	0.00
Reimbursement from Statutory Organizations	4540107	0.00	0.00
Reimbursement within Central Government	4540108	0.00	0.00
Reimbursement Using Bonds	4540109	0.00	0.00
Reimbursements and Refunds - Other (Budget)	4540199	0.00	0.00
TOTAL		0.00	0.00

10 Returns of Equity Holdings

Item Description	Item Code	Current Period	Previous Period
		Kshs	Kshs
Returns of Equity Holdings	4550000	0.00	0.00
Returns of Equity Holdings	4610000	0.00	0.00
TOTAL		0.00	0.00

11 Other Receipts

Item Description	Item Code	Current Period	Previous Period
		Kshs	Kshs
Interest Received	1410100	0.00	0.00
Profits and Dividends	1410200	0.00	0.00
Withdrawals from Income of Quasi-corporations	1410300	0.00	0.00
Rents on land, houses and buildings	1410400	0.00	0.00
Other Property Income collected as AIA	1410500	0.00	0.00
	1415000	0.00	0.00
Sales of Market Establishment	1420100	0.00	0.00
Administrative Fees and Charges	1420200	0.00	0.00
Administrative Fees and Charges collected as AIA	1420300	0.00	0.00
Incidental Sales by Non-Market Establishments	1420400	0.00	0.00
Incidental Sales by Non-Market Establishments Collected as AIA	1420500	0.00	0.00
Receipts from Sale of Incidental Goods	1420600	0.00	0.00
Fines, Penalties, Forfeitures and other Charges	1430100	0.00	0.00
Current Grants from International NGOs paid through Exchequer	1440100	0.00	0.00
Capital Grants from International NGOs paid through Exchequer	1440200	0.00	0.00
Current Grants from International NGOs collected as AIA	1440300	0.00	0.00
Capital Grants from International NGOs collected as AIA	1440400	0.00	0.00
Other Voluntary Transfers for Current purposes	1440500	0.00	0.00
Other Voluntary Transfers for Capital purposes	1440600	0.00	0.00
Paid to Exchequer	1450100	0.00	0.00
Receipts Not Classified Elsewhere	1450200	0.00	0.00
	1510200	0.00	0.00
	1510300	0.00	0.00
	1520100	0.00	0.00
Business Permits	1520200	0.00	0.00
Cesses	1520300	0.00	0.00
Poll Rates	1520400	0.00	0.00
Plot Rents	1520500	0.00	0.00
Other Local Levies	1520600	0.00	0.00
Administrative Services Fees	1530100	0.00	0.00
Various Fees	1530200	0.00	0.00
Council'S Natural Resources Exploitation	1530300	0.00	0.00
Sales Of Council Assets	1530400	0.00	0.00
Lease / Rental Of Council'S Infrastructure Assets	1530500	0.00	0.00
Other Miscellaneous Revenues	1530600	0.00	0.00
Other Miscellaneous Revenues	1540100	0.00	0.00
Insurance Claims Recovery	1540200	0.00	0.00
Medium Term Loans (1-3 Yr Repayment)	1540300	0.00	0.00
Long Term Loans (Over 3 Yr Rpayment)	1540400	0.00	0.00
Transfers From Reserve Funds	1540500	0.00	0.00
Donations	1540600	0.00	0.00
Fund Raising Events	1540700	0.00	0.00
Other Revenues From Financial Assets Loan	1540800	0.00	0.00
	1541000	0.00	0.00
Market/Trade Centre Fee	1550100	0.00	0.00
Vehicle Parking Fees	1550200	0.00	0.00
Housing	1560100	0.00	0.00
Social Premises Use Charges	1560200	0.00	0.00
School Fees	1570100	0.00	0.00
Other Education-Related Fees	1570200	0.00	0.00

Item Description	Item Code	Current Period	Previous Period
Other Education Revenues	1570300	0.00	0.00
Public Health Services	1580100	0.00	0.00
Public Health Facilities Operations	1580200	0.00	0.00
Environment & Conservancy Administration	1580300	0.00	0.00
Slaughter Houses Administration	1580400	0.00	0.00
Water Supply Administration	1580500	0.00	0.00
Sewerage Administration	1580600	0.00	0.00
Other Health & Sanitation Revenues	1580700	0.00	0.00
Technical Services Fees	1590100	0.00	0.00
External Services Fees	1590200	0.00	0.00
	1930100	0.00	0.00
System Required Revenue A/cs	1990100	0.00	0.00
TOTAL		0.00	0.00

12 Compensation of Employees

Item Description	Item Code	Current Period	Previous Period
		Kshs	Kshs
Basic Salaries - Permanent Employees	2110100	135,250,894.35	130,848,853.95
Basic Wages - Temporary Employees	2110200	0.00	62,917,999.80
Personal Allowances paid as part of Salary	2110300	77,721,858.30	63,374,006.40
Personal Allowances paid as Reimbursements	2110400	0.00	0.00
Personal Allowances provided in Kind	2110500	0.00	0.00
Employer Contributions to Compulsory National Social Security Schemes	2120100	0.00	0.00
Employer Contributions to Compulsory Health Insurance Schemes	2120200	0.00	0.00
Social Benefit Schemes Outside Government	2120300	0.00	0.00
TOTAL		212,972,752.65	257,140,860.15

13 Use of goods and Services

Item Description	Item Code	Current Period	Previous Period
		Kshs	Kshs
Utilities, Supplies and Services	2210100	0.00	0.00
Communication, Supplies and Services	2210200	1,380,550.00	1,351,486.60
Domestic Travel and Subsistence, and Other Transportation Costs	2210300	37,684,192.70	30,784,060.00
Foreign Travel and Subsistence, and other transportation costs	2210400	48,152,549.75	28,104,354.90
Printing, Advertising and Information Supplies and Services	2210500	2,101,450.40	2,591,143.00
Rentals of Produced Assets	2210600	36,639,650.00	36,482,100.00
Training Expenses	2210700	2,390,711.00	3,267,870.00
Hospitality Supplies and Services	2210800	19,672,600.00	17,986,266.00
Insurance Costs	2210900	0.00	0.00
Specialised Materials and Supplies	2211000	28,434,061.50	30,558,944.60
Office and General Supplies and Services	2211100	3,190,153.10	3,784,345.80
Fuel Oil and Lubricants	2211200	3,139,104.00	3,549,909.00
Other Operating Expenses	2211300	41,751,465.60	105,019,314.35
Routine Maintenance - Vehicles	2220100	8,210,308.85	5,162,160.00
Routine Maintenance - Other Assets	2220200	4,985,306.00	4,063,502.00
Exchange Rate Losses	2230100	0.00	0.00
TOTAL		237,732,102.90	272,705,456.25

14 Subsidies

Item Description	Item Code	Current Period	Previous Period
		Kshs	Kshs
Subsidies to Public Corporations	2510000	0.00	0.00
Subsidies to Private Enterprises	2520000	0.00	0.00
TOTAL		0.00	0.00

15 Transfers to Other Government Units

Item Description	Item Code	Current Period	Previous Period
		Kshs	Kshs
Current Grants to Government Agencies and other Levels of Government	2630100	832,000,000.30	1,944,843,339.00
Capital Grants to Government Agencies and other Levels of Government	2630200	393,600,000.00	3,253,164,050.00
Other Current Transfers, Grants and Subsidies	2640400	0.00	0.00
Other Capital Grants and Transfers	2640500	0.00	0.00
TOTAL		1,225,600,000.30	5,198,007,389.00

16 Other Grants and Transfers

Item Description	Item Code	Current Period	Previous Period
		Kshs	Kshs
Grants and Transfers to Foreign Governments	2610100	0.00	0.00
Membership Fees and Dues and Subscriptions to International Organizations	2620100	0.00	0.00
Membership Fees and Dues and Subscriptions to International Organizations (Continued)	2620200	0.00	0.00
Scholarships and other Educational Benefits	2640100	19,999,999.20	20,000,000.00
Emergency Relief and Refugee Assistance	2640200	0.00	0.00
Grants to Small Businesses, Cooperatives, and Self Employed	2640300	0.00	0.00
	2649900	24,999,999.60	0.00
TOTAL		44,999,998.80	20,000,000.00

17 Social Security Benefits

Item Description	Item Code	Current Period	Previous Period
		Kshs	Kshs
Government Pension and Retirement Benefits	2710100	1,996,263.00	8,042,720.20
Social Security Benefits	2710200	0.00	0.00
Employer Social Benefits	2710300	0.00	0.00
Refund of Pension to UK Government	2720100	0.00	0.00
Refund of Contributions to WCPS and other Ex-Gratia	2720200	0.00	0.00
TOTAL		1,996,263.00	8,042,720.20

18 Acquisition of Assets

Item Description	Item Code	Current Period	Previous Period
		Kshs	Kshs
Purchase of Buildings	3110100	0.00	0.00
Construction of Building	3110200	0.00	0.00
Refurbishment of Buildings	3110300	0.00	0.00
Construction of Roads	3110400	0.00	94,949,999.00
Construction and Civil Works	3110500	0.00	0.00
Overhaul and Refurbishment of Construction and Civil Works	3110600	60,998,000.00	64,690,395.00
Purchase of Vehicles and Other Transport Equipment	3110700	0.00	0.00
Overhaul of Vehicles and Other Transport Equipment	3110800	0.00	0.00
Purchase of Household Furniture and Institutional Equipment	3110900	0.00	0.00
Purchase of Office Furniture and General Equipment	3111000	7,672,515.00	4,012,078.00
Purchase of Specialised Plant, Equipment and Machinery	3111100	0.00	0.00
Rehabilitation and Renovation of Plant, Machinery and Equipment	3111200	0.00	0.00
Purchase of Certified Seeds, Breeding Stock and Live Animals	3111300	0.00	0.00
Research, Feasibility Studies, Project Preparation and Design, Project Supervision	3111400	0.00	0.00
Rehabilitation of Civil Works	3111500	0.00	0.00
Purchase of Specialised Plant	3112200	0.00	0.00
Acquisition of Strategic Stocks	3120100	0.00	0.00
Acquisition of Other Inventori	3120200	0.00	0.00
Acquisition of Land	3130100	0.00	0.00
Acquisition of Other Intangible Assets	3130200	0.00	0.00
Domestic Lending and On-lending	4110000	0.00	0.00
Domestic Equity Participation	4120000	0.00	0.00
Other Domestic Accounts Receivable	4130000	0.00	0.00
Foreign Lending and On-Lending	4140000	0.00	0.00
Foreign Equity Participation	4150000	0.00	0.00
Other Foreign Accounts Receivable	4160000	0.00	0.00
TOTAL		68,670,515.00	163,652,472.00

19 Finance Costs, including Loan Interest

Item Description	Item Code	Current Period	Previous Period
		Kshs	Kshs
Interest Payments on Foreign Borrowing	2410100	0.00	0.00
Interest Payments on Guaranteed Debt	2410200	0.00	0.00
Interest on Domestic Borrowing	2420000	0.00	0.00
Interest on Borrowing From Other Government Units	2430000	0.00	0.00
TOTAL		0.00	0.00

20 Repayment of Principal on Domestic and Foreign Borrowing

Item Description	Item Code	Current Period	Previous Period
		Kshs	Kshs
Repayments on Borrowings from General Government	5510100	0.00	0.00
Repayments on Borrowings from Monetary Authorities (Central Bank)	5510200	0.00	0.00
Repayments on Borrowings from Other Domestic Depository Corporations (Commercial Banks)	5510300	0.00	0.00
Repayments on Borrowings from Other Domestic Financial Institutions	5510400	0.00	0.00
Repayments on Borrowings from Other Domestic Creditors	5510500	0.00	0.00
Principal Repayments on Foreign Borrowing	5510600	0.00	0.00
Principal Repayments on Guaranteed Debt Taken over by Government	5520000	0.00	0.00
Principal Repayments on Guaranteed Domestic Debt Taken over by Government	5520100	0.00	0.00
Principal Repayments on Guaranteed Foreign Debt Taken over by Government	5520200	0.00	0.00
Repayments on Borrowings from Other Domestic Creditors	5610000	0.00	0.00
Repayments on Borrowings from Other Domestic Creditors - Private Enterprises	5610500	0.00	0.00
	5620000	0.00	0.00
Repayments on Borrowings from Other Domestic Creditors - Public Enterprises	5620100	0.00	0.00
TOTAL		0.00	0.00

21 Other payments

Item Description	Item Code	Current Period	Previous Period
		Kshs	Kshs
Budget Reserves	2810100	0.00	0.00
Civil Contingency Reserves	2810200	0.00	0.00
Capital Transfer to Non Financial Public Enterprises	2820100	0.00	0.00
Capital Transfer to Public Financial Institutions and Enterprises	2820200	0.00	0.00
Capital Transfer to Private Non-Financial Enterprises	2820300	0.00	0.00
System Required Expenses	2990100	0.00	0.00
	2999900	0.00	0.00
TOTAL		0.00	0.00

22A Bank Balances

Item Description	Item Code	Current Period	Previous Period
		Kshs	Kshs
Special Accounts	6510000	0.00	0.00
Treasury Bank Accounts (Exchequer and CRF Accounts)	6520000	0.00	0.00
Recurrent Bank Accounts	6530000	616,842,216.35	1,585,519.95
Development Bank Accounts	6540000	60,665,264.80	93.35
Deposit Bank Account	6550000	116,405,156.75	136,996,315.00
Project Specific Bank Accounts	6570000	0.00	0.00
Foreign Currency and Foreign D	6590101	0.00	0.00
Foreign Currency and Foreign D	6590203	0.00	0.00
TOTAL		793,912,637.90	138,581,928.30

22B Cash Balances

Item Description	Item Code	Current Period	Previous Period
		Kshs	Kshs
Cash in Hand	6580000	52,840,587.75	0.00
Foreign Currency and Foreign D	6590201	0.00	0.00
TOTAL		52,840,587.75	0.00

23 Accounts Receivables - Outstanding Imprest and Clearance Accounts

Item Description	Item Code	Current Period	Previous Period
		Kshs	Kshs
Domestic Debtors & Advances	6710000	132,735.00	0.00
Debtors & Advances - Govt Owne	6720000	0.00	0.00
Foreign Debtors & Advances	6730000	0.00	0.00
Other Debtors & Pre-payments	6740000	370,009.40	0.00
Government Imprests	6760000	7,991,289.00	873,864.00

Item Description	Item Code	Current Period	Previous Period
Agency Accounts	6770000	0.00	0.00
Suspense & Clearance Account	6780000	0.00	0.00
Other Current Assets (System r	6790000	0.00	0.00
TOTAL		8,494,033.40	873,864.00

24. ACCOUNTS PAYABLE

Item Description	Item code	Current Period	Previous Period
		Kshs	Kshs
Deposits	7310000	185,000.00	0.00
Withholding Taxes	7380000	143,655.10	0.00
System Required Liabilities A/cs	7390000	492,966,718.20	480.00
Other Liabilities	7320000	117,481,635.55	136,995,835.00
TOTAL		610,777,008.85	136,996,315.00

25. FUND BALANCES BROUGHT FORWARD

Item Description	Item Code	Current Period	Previous Period
		Kshs	Kshs
Opening Balance Bank	22A	138,581,928.30	157,621,412.55
Opening Balance Cash	22B	0.00	0.00
Opening Balance Receivables - Imprest and Clearance Accounts	23	873,864.00	567,334.00
Opening Balance - Deposits	24	(136,996,315.00)	(157,868,916.40)
TOTAL		2,459,477.30	319,830.15

26. PRIOR YEAR ADJUSTMENTS

Item Description	Item Code	Current Period	Previous Period
		Kshs	Kshs
Exchequer Provisions	9910200	1,585,520.45	103,939.00
County Transfers	9910300	0.00	0.00
TOTAL		1,585,520.45	103,939.00



STATEMENT OF RECEIPTS AND PAYMENTS

Entity: 1202-State Department for Tourism

Current Period: JUL-21 To JUN-22

Compare With: JUL-20 To JUN-21

	Note	Current Period	Previous Period
RECEIPTS			
Tax Receipts	1	0.00	0.00
Social Security Contribution	2	0.00	0.00
Proceeds from Domestic and Foreign Grants	3	0.00	0.00
Exchequer releases	4	1,808,237,750.90	5,921,792,483.75
Transfers from Other Government Entities	5	0.00	0.00
Proceeds from Domestic Borrowings	6	0.00	0.00
Proceeds from Foreign Borrowings	7	0.00	0.00
Proceeds from Sales of Assets	8	0.00	0.00
Reimbursements and Refunds	9	0.00	0.00
Returns of Equity Holdings	10	0.00	0.00
Other Receipts	11	0.00	0.00
TOTAL RECEIPTS		1,808,237,750.90	5,921,792,483.75
PAYMENTS			
Compensation of Employees	12	212,972,752.65	257,140,860.15
Use of goods and Services	13	237,732,102.90	272,705,456.25
Subsidies	14	0.00	0.00
Transfers to Other Government Units	15	1,225,600,000.30	5,198,007,389.00
Other Grants and Transfers	16	44,999,998.80	20,000,000.00
Social Security Benefits	17	1,996,263.00	8,042,720.20
Acquisition of Assets	18	68,670,515.00	163,652,472.00
Finance Costs, including Loan Interest	19	0.00	0.00
Repayment of Principal on Domestic and Foreign Borrowing	20	0.00	0.00
Other payments	21	0.00	0.00
TOTAL PAYMENTS		1,791,971,632.65	5,919,548,897.60
SURPLUS/DEFICIT		16,266,118.25	2,243,586.15

The Statement has been prepared, reviewed and approved by the following:

Prepared By: _____

Date: _____

Reviewed By: _____

Date: _____

Approved By: _____

Date: _____



MINISTRY OF TOURISM AND WILDLIFE
STATE DEPARTMENT FOR TOURISM
OFFICE OF THE PRINCIPAL SECRETARY

Telephone: +254-20-2724725/2724646
Email :ps@tourism.go.ke
Website:www.tourism.go.ke

NSSF Building, Block A 15th
Floor
Bishops Rd
P.O BOX 30027-00100
NAIROBI

When replying please quote;

REF: MOT/ACCTS/5/21/VOL.III/ (25)

Date: 9th September, 2022

The Chief Executive Officer
Tourism Fund
Tourism Fund Building,
Valley Rd, 5th Floor
P.O. Box 46987-00100
NAIROBI



INTER-ENTITY CONFIRMATION LETTER

The State Department for Tourism wishes to confirm the amounts disbursed to you as at 30th June 2022 as indicated in the table below. Please compare the amounts disbursed to you with the amounts you received and populate them in column 'E' in the table below. Then please sign and stamp this request in the space provided and return it to us.

Confirmation of amounts received by (Tourism Fund) as at 30 th June, 2022							
Reference Number	Date Disbursed	Amounts disbursed by State Department for Tourism As at 30 th June, 2022			Total (KShs.) (D)=(A+B+C)	Amount Received By (SAGA/SC/ Fund/project) as at 30/6/2022 (Kshs.) (E)	Difference (kshs.) (F)=(D -E)
		Recurrent (Kshs) (A)	Development (Kshs) (B)	Inter-minist erial (Kshs.) (C)			
FT212588XLTB	15.09.2021		50,000,000		50,000,000		
FT22173JFVT2	22.06.2022		80,000,000		80,000,000		
FT221879VDHN	06.07.2022		58,600,000		58,600,000		
TOTAL			188,600,000		188,600,000		

I confirm that the amount shown above are correct as of the date indicated

Head of Accounts Department

NAME: Signature

Date

ZENAB A. HUSSEIN, CBS
PRINCIPAL SECRETARY

Copy To:- Director General Accounting Services and Quality Assurance,
The National Treasury



Trial Balance Comparison Report

Entity: 1202-State Department for Tourism

Current Period: JUL-21 To JUN-22

Compare With: JUL-20 To ADJ2-21

Account No and Description	Current Period		Previous period	
	Debit Balance	Credit Balance	Debit Balance	Credit Balance
	Kshs	Kshs	Kshs	Kshs
1140508 Air Passenger Service Charge	0.00	0.00	0.00	0.00
1140500 Receipts from Permission to Use the Goods or to Perform Services and Activities	0.00	0.00	0.00	0.00
1140803 Other Receipts from Taxes on Goods and Services	0.00	0.00	0.00	0.00
1140800 Other Taxes on Goods and Services	0.00	0.00	0.00	0.00
1140000 Taxes on Goods and Services	0.00	0.00	0.00	0.00
1420102 Other Revenues	0.00	0.00	0.00	0.00
1420100 Sales of Market Establishment	0.00	0.00	0.00	0.00
1420318 Licence Fees	0.00	0.00	0.00	0.00
1420399 Receipts from Administrative Fees and Charges	0.00	0.00	0.00	0.00
1420300 Administrative Fees and Charges collected as ALA	0.00	0.00	0.00	0.00
1420000 Sales of Goods and Services	0.00	0.00	0.00	0.00
2110101 Basic Salaries - Civil Service	135,250,894.35	0.00	130,848,853.95	0.00
2110100 Basic Salaries - Permanent Employees	135,250,894.35	0.00	130,848,853.95	0.00
2110299 Basic Wages - Temporary -Other	0.00	0.00	62,917,999.80	0.00
2110200 Basic Wages - Temporary Employees	0.00	0.00	62,917,999.80	0.00
2110301 House Allowance	43,107,602.45	0.00	41,970,326.85	0.00
2110309 Special Duty Allowance	133,370.45	0.00	163,428.00	0.00
2110312 Responsibility Allowance	535,586.00	0.00	304,384.00	0.00
2110313 Entertainment Allowance	820,350.00	0.00	790,483.85	0.00
2110314 Transport Allowance	12,572,252.65	0.00	13,604,451.45	0.00
2110315 Extraneous Allowance	1,205,000.00	0.00	981,532.25	0.00
2110317 Domestic Servant Allowance	189,200.00	0.00	194,400.00	0.00
2110318 n Practising Allowance	175,000.00	0.00	180,000.00	0.00
2110320 Leave Allowance	1,383,496.75	0.00	1,585,000.00	0.00
2110327 Ministerial Allowance	3,600,000.00	0.00	3,600,000.00	0.00
2110336 Car Purchase Allowance	14,000,000.00	0.00	0.00	0.00
2110300 Personal Allowances paid as part of Salary	77,721,858.30	0.00	63,374,006.40	0.00
2110000 Wages and Salary Contributions	212,972,752.65	0.00	257,140,860.15	0.00
2210201 Telephone, Telex, Facsimile and Mobile Phone Services	1,273,050.00	0.00	1,239,414.00	0.00
2210202 Internet Connections	103,550.00	0.00	83,872.60	0.00
2210203 Courier & Postal Services	3,950.00	0.00	28,200.00	0.00
2210200 Communication, Supplies and Services	1,380,550.00	0.00	1,351,486.60	0.00
2210301 Travel Costs (airlines, bus, railway, mileage allowances, etc.)	10,256,895.05	0.00	10,743,017.00	0.00
2210302 Accommodation - Domestic Travel	11,439,372.65	0.00	10,504,270.00	0.00
2210303 Daily Subsistence Allowance	15,589,137.00	0.00	9,024,501.00	0.00
2210304 Sundry Items (e.g. airport tax, taxis, etc?)	398,788.00	0.00	512,272.00	0.00
2210300 Domestic Travel and Subsistence, and Other Transportation Costs	37,684,192.70	0.00	30,784,060.00	0.00
2210401 Travel Costs (airlines, bus, railway, etc.)	11,082,718.00	0.00	9,863,741.00	0.00
2210402 Accommodation	11,495,659.60	0.00	9,305,254.80	0.00
2210403 Daily Subsistence Allowance	25,264,464.80	0.00	8,612,508.00	0.00
2210404 Sundry Items (e.g. airport tax, taxis, etc?)	309,707.35	0.00	322,851.10	0.00
2210400 Foreign Travel and Subsistence, and other transportation costs	48,152,549.75	0.00	28,104,354.90	0.00
2210502 Publishing & Printing Services	897,775.40	0.00	1,087,735.00	0.00
2210503 Subscriptions to Newspapers, Magazines and Periodicals	200,600.00	0.00	328,930.00	0.00
2210505 Trade Shows and Exhibitions	990,875.00	0.00	1,154,725.00	0.00
2210506 Purchase of Curios	12,200.00	0.00	19,753.00	0.00
2210500 Printing, Advertising and Information Supplies and Services	2,101,450.40	0.00	2,591,143.00	0.00
2210603 Rents and Rates - Non-Residential	36,216,000.00	0.00	36,216,000.00	0.00
2210604 Hire of Transport, Equipment	423,650.00	0.00	266,100.00	0.00
2210600 Rentals of Produced Assets	36,639,650.00	0.00	36,482,100.00	0.00

Account No and Description	Current Period		Previous period	
	Debit Balance	Credit Balance	Debit Balance	Credit Balance
2210701 Travel Allowance	601,995.00	0.00	903,942.00	0.00
2210702 Remuneration of Instructors and Contract Based Training Services	552,290.00	0.00	673,051.00	0.00
2210703 Production and Printing of Training Materials	363,580.00	0.00	549,797.00	0.00
2210704 Hire of Training Facilities and Equipment	90,474.00	0.00	163,351.00	0.00
2210706 Book Allowance	30,900.00	0.00	51,830.00	0.00
2210707 Project Allowance	43,800.00	0.00	65,200.00	0.00
2210709 Research Allowance	40,472.00	0.00	67,600.00	0.00
2210710 Accommodation Allowance	179,200.00	0.00	209,375.00	0.00
2210711 Tuition Fees Allowance	488,000.00	0.00	583,724.00	0.00
2210700 Training Expenses	2,390,711.00	0.00	3,267,870.00	0.00
2210801 Catering Services (receptions), Accommodation, Gifts, Food and Drinks	3,294,326.00	0.00	3,796,943.00	0.00
2210802 Boards, Committees, Conferences and Seminars	16,363,074.00	0.00	14,174,948.00	0.00
2210808 Purchase of Coffins	15,200.00	0.00	14,375.00	0.00
2210800 Hospitality Supplies and Servi	19,672,600.00	0.00	17,986,266.00	0.00
2211001 Medical Drugs	791,752.00	0.00	630,600.00	0.00
2211006 Purchase of Workshop Tools, Spares and Small Equipment	0.00	0.00	0.00	0.00
2211009 Education and Library Supplies	1,777,480.00	0.00	1,470,317.80	0.00
2211011 Purchase/Production of Photographic and Audio-Visual Materials	2,286,900.00	0.00	1,851,110.00	0.00
2211016 Purchase of Uniforms and Clothing - Staff	332,929.90	0.00	586,100.00	0.00
2211023 Supplies for Production	23,244,999.60	0.00	26,020,816.80	0.00
2211030 Supplies for Women Trainees	0.00	0.00	0.00	0.00
2211000 Specialised Materials and Supp	28,434,061.50	0.00	30,558,944.60	0.00
2211101 General Office Supplies (papers, pencils, forms, small office equipment etc)	2,393,206.10	0.00	2,677,142.00	0.00
2211102 Supplies and Accessories for Computers and Printers	677,505.00	0.00	993,513.80	0.00
2211103 Sanitary and Cleaning Materials, Supplies and Services	119,442.00	0.00	113,690.00	0.00
2211100 Office and General Supplies and Services	3,190,153.10	0.00	3,784,345.80	0.00
2211201 Refined Fuels and Lubricants for Transport	3,139,104.00	0.00	3,549,909.00	0.00
2211202 Refined Fuels and Lubricants for Production	0.00	0.00	0.00	0.00
2211200 Fuel Oil and Lubricants	3,139,104.00	0.00	3,549,909.00	0.00
2211305 Contracted Guards and Cleaning Services	5,866,221.80	0.00	5,601,343.35	0.00
2211306 Membership Fees, Dues and Subscriptions to Professional and Trade Bodies	141,000.00	0.00	208,400.00	0.00
2211308 Legal Dues/fees, Arbitration and Compensation Payments	0.00	819,525.90	88,884,967.10	0.00
2211311 Contracted Technical Services	392,160.00	0.00	627,588.00	0.00
2211320 Temporary Committee Expenses	16,614,209.70	0.00	9,697,015.90	0.00
2211335 Monitoring and Evaluation Expenses	19,557,400.00	0.00	0.00	0.00
2211300 Other Operating Expenses	42,570,991.50	819,525.90	105,019,314.35	0.00
2210000 Goods and Services	225,356,013.95	819,525.90	263,479,794.25	0.00
2220101 Maintenance Expenses - Motor Vehicles	8,210,308.85	0.00	5,162,160.00	0.00
2220100 Routine Maintenance - Vehicles	8,210,308.85	0.00	5,162,160.00	0.00
2220201 Maintenance of Plant, Machinery and Equipment (including lifts)	659,356.00	0.00	537,600.00	0.00
2220202 Maintenance of Office Furniture and Equipment	903,225.00	0.00	746,300.00	0.00
2220205 Maintenance of Buildings and Stations - Non-Residential	1,037,300.00	0.00	829,440.00	0.00
2220210 Maintenance of Computers, Software, and Networks	2,385,425.00	0.00	1,950,162.00	0.00
2220200 Routine Maintenance - Other Assets	4,985,306.00	0.00	4,063,502.00	0.00
2220000 Routine Maintenance	13,195,614.85	0.00	9,225,662.00	0.00
2630101 Current Grants to Semi-Autonomous Government Agencies	832,000,000.30	0.00	1,944,843,339.00	0.00
2630100 Current Grants to Government Agencies and other Levels of Government	832,000,000.30	0.00	1,944,843,339.00	0.00
2630201 Capital Grants to Semi-Autonomous Government Agencies	393,600,000.00	0.00	3,253,164,050.00	0.00
2630200 Capital Grants to Government Agencies and other Levels of Government	393,600,000.00	0.00	3,253,164,050.00	0.00
2630000 Grants & Transfer To Other Govt. Units	1,225,600,000.30	0.00	5,198,007,389.00	0.00

Account No. and Description	Current Period		Previous period	
	Debit Balance	Credit Balance	Debit Balance	Credit Balance
2640101 Scholarships and other Educational Benefits - Secondary Education	0.00	0.00	20,000,000.00	0.00
2640102 Scholarships and other Educational Benefits - Tertiary Education	19,999,999.20	0.00	0.00	0.00
2640100 Scholarships and other Educational Benefits	19,999,999.20	0.00	20,000,000.00	0.00
2649999 Scholarships and Other Educ. - 2649900	24,999,999.60	0.00	0.00	0.00
2649900	24,999,999.60	0.00	0.00	0.00
2640000 Other Transfers and Emergency Relief	44,999,998.80	0.00	20,000,000.00	0.00
2710102 Gratuity - Civil Servants	1,996,263.00	0.00	8,042,720.20	0.00
2710100 Government Pension and Retirement Benefits	1,996,263.00	0.00	8,042,720.20	0.00
2710000 Social Security Benefits	1,996,263.00	0.00	8,042,720.20	0.00
3110402 Access Roads	0.00	0.00	94,949,999.00	0.00
3110400 Construction of Roads	0.00	0.00	94,949,999.00	0.00
3110604 Overhaul of Other Infrastructure and Civil Works	60,998,000.00	0.00	64,690,395.00	0.00
3110600 Overhaul and Refurbishment of Construction and Civil Works	60,998,000.00	0.00	64,690,395.00	0.00
3111001 Purchase of Office Furniture and Fittings	2,287,025.00	0.00	2,491,450.00	0.00
3111002 Purchase of Computers, Printers and other IT Equipment	4,042,265.00	0.00	0.00	0.00
3111009 Purchase of other Office Equipment	1,343,225.00	0.00	1,520,628.00	0.00
3111000 Purchase of Office Furniture and General Equipment	7,672,515.00	0.00	4,012,078.00	0.00
3111401 Pre-feasibility, Feasibility and Appraisal Studies	0.00	0.00	0.00	0.00
3111400 Research, Feasibility Studies, Project Preparation and Design, Project Supervision	0.00	0.00	0.00	0.00
3110000 Acquisition of Fixed Capital Assets	68,670,515.00	0.00	163,652,472.00	0.00
6530101 Ministry HQ Recurrent Bank A/C	616,842,216.35	0.00	1,585,519.95	0.00
6530100 Recurrent Bank Accounts	616,842,216.35	0.00	1,585,519.95	0.00
6530000 Recurrent Bank Accounts	616,842,216.35	0.00	1,585,519.95	0.00
6540101 Ministry HQ Development Bank A	0.00	60,665,264.80	93.35	0.00
6540100 Development Bank Accounts	0.00	60,665,264.80	93.35	0.00
6540000 Development Bank Accounts	0.00	60,665,264.80	93.35	0.00
6550101 Ministry HQ Deposit Bank A/C	116,405,156.75	0.00	136,996,315.00	0.00
6550100 Deposit Bank Accounts	116,405,156.75	0.00	136,996,315.00	0.00
6550000 Deposit Bank Account	116,405,156.75	0.00	136,996,315.00	0.00
6580101 Cash	150,602,440.60	0.00	0.00	0.00
6580104 Cash in Transit	0.00	203,443,028.35	0.00	0.00
6580100 Cash in Hand	150,602,440.60	203,443,028.35	0.00	0.00
6580000 Cash in Hand	150,602,440.60	203,443,028.35	0.00	0.00
6710103 Salary advance	0.00	132,735.00	0.00	0.00
6710100 Debtors & Advances - Employees	0.00	132,735.00	0.00	0.00
6710000 Domestic Debtors & Advances	0.00	132,735.00	0.00	0.00
6740101 Prepayment	440,900.00	0.00	0.00	0.00
6740102 R/D Cheques	0.00	70,890.60	0.00	0.00
6740100 Other Debtors & Pre-payments	440,900.00	70,890.60	0.00	0.00
6740000 Other Debtors & Pre-payments	440,900.00	70,890.60	0.00	0.00
6760101 Standing Imprests	92,400.00	0.00	0.00	0.00
6760103 Temporary Imprests	7,898,889.00	0.00	873,864.00	0.00
6760100 Imprests	7,991,289.00	0.00	873,864.00	0.00
6760000 Government Imprests	7,991,289.00	0.00	873,864.00	0.00
7310101 General Deposits	0.00	185,000.00	0.00	0.00
7310100 General Deposits Items	0.00	185,000.00	0.00	0.00
7310000 Deposits	0.00	185,000.00	0.00	0.00
7320101 PAYE	0.00	0.00	0.00	0.00
7320102 NHIF	0.00	0.00	0.00	0.00
7320103 House Rent	0.00	56,200.00	0.00	0.00
7320106 NSSF	0.00	0.00	0.00	0.00
7320107 Co-operatives	49,230.40	0.00	0.00	0.00
7320108 Insurances	0.00	0.00	0.00	0.00
7320111 WCPS	0.00	0.00	0.00	0.00
7320112 Staff Welfare Associations	0.00	10,541.00	480.00	0.00
7320113 HELB Deductions	0.00	0.00	0.00	0.00
7320116 Mortgages / Bank Loans	0.00	17,301.00	0.00	0.00
7320117 Govt. Liability Attachments	0.00	0.00	0.00	0.00
7320120 Staff Contribution	0.00	0.00	0.00	0.00
7320121 Salary Overpayment Refunds	0.00	0.00	0.00	0.00
7320123 Civil Service Housing Fund	0.00	0.00	0.00	0.00
7320124 3% Commission on Deductions	0.00	439,189.50	0.00	0.00
7320125 Emergency Response Fund	0.00	0.00	0.00	0.00
7320126 Employee Contribution to PSSS	0.00	0.00	0.00	0.00
7320199 Salary Control Account	0.00	602,477.70	0.00	0.00

Account No. and Description	Current Period		Previous period	
	Debit Balance	Credit Balance	Debit Balance	Credit Balance
7320100 Salary Deductions	49,230.40	1,125,709.20	480.00	0.00
7320201 Contractors Retention Money	0.00	116,405,156.75	0.00	136,996,315.00
7320200 Other General Liabilities	0.00	116,405,156.75	0.00	136,996,315.00
7320000 Other Liabilities	49,230.40	117,530,865.95	480.00	136,996,315.00
7380101 General Withholding Tax	0.00	0.00	0.00	0.00
7380102 VAT Withholding	0.00	143,655.10	0.00	0.00
7380100	0.00	143,655.10	0.00	0.00
7380000 Withholding Taxes	0.00	143,655.10	0.00	0.00
7390101 Inventory AP Accrual	0.00	0.00	0.00	0.00
7390103 AP Liabilities	0.00	7,244,496.00	0.00	480.00
7390100 System Required Liabilities	0.00	7,244,496.00	0.00	480.00
7399999 Cash Clearing A/c	0.00	485,722,222.20	0.00	0.00
7399900	0.00	485,722,222.20	0.00	0.00
7390000 System Required Liabilities A/cs	0.00	492,966,718.20	0.00	480.00
9910101 Provision for Encumbrance	0.00	53,000.00	0.00	0.00
9910100 General Provisions	0.00	53,000.00	0.00	0.00
9910201 Exchequer Releases/ Provisioning Account	0.00	11,735,076,194.25	0.00	9,926,838,443.35
9910209 Remittances to Exchequer	18,085,786.45	0.00	16,500,266.00	0.00
Miscellaneous Revenue				
9910200 Exchequer Provisions	18,085,786.45	11,735,076,194.25	16,500,266.00	9,926,838,443.35
9910000 Provisions	18,085,786.45	11,735,129,194.25	16,500,266.00	9,926,838,443.35
9999999 Consolidated Fund	9,907,878,700.05	0.00	3,988,329,802.45	0.00
9999900	9,907,878,700.05	0.00	3,988,329,802.45	0.00
9990000 Opening Balance Reserves	9,907,878,700.05	0.00	3,988,329,802.45	0.00
Total	12,611,086,878.15	12,611,086,878.15	10,063,835,238.35	10,063,835,238.35

The Statement has been prepared, reviewed and approved by the following:

Prepared By: _____ Date: _____
Reviewed By: _____ Date: _____
Approved By: _____ Date: _____



Budget Execution by Heads and Programmes

Entity: 1202-State Department for Tourism

Period: JUL-21 To JUN-22

Head	Program	Description	Approved Budget	Actual Payments	Variance
1202000100			303,741,106.00	293,702,585.65	10,038,520.35
	0306000000	Tourism Development and Promotion	303,741,106.00	293,702,585.65	10,038,520.35
1202000200			16,203,218.00	13,687,717.50	2,515,500.50
	0306000000	Tourism Development and Promotion	16,203,218.00	13,687,717.50	2,515,500.50
1202000300			93,738,799.00	86,751,245.25	6,987,553.75
	0306000000	Tourism Development and Promotion	93,738,799.00	86,751,245.25	6,987,553.75
1202000400			405,599,000.00	190,599,000.00	215,000,000.00
	0306000000	Tourism Development and Promotion	405,599,000.00	190,599,000.00	215,000,000.00
1202000600			113,700,000.00	113,700,000.00	0.00
	0306000000	Tourism Development and Promotion	113,700,000.00	113,700,000.00	0.00
1202000800			39,941,494.00	36,203,275.45	3,738,218.55
	0306000000	Tourism Development and Promotion	39,941,494.00	36,203,275.45	3,738,218.55
1202000900			0.00	0.00	0.00
	0306000000	Tourism Development and Promotion	0.00	0.00	0.00
1202001000			327,241,000.00	224,241,000.00	103,000,000.00
	0306000000	Tourism Development and Promotion	327,241,000.00	224,241,000.00	103,000,000.00
1202001100			310,190,000.00	247,189,999.50	63,000,000.50
	0306000000	Tourism Development and Promotion	310,190,000.00	247,189,999.50	63,000,000.50
1202001200			276,393,750.00	101,269,999.60	175,123,750.40
	0306000000	Tourism Development and Promotion	276,393,750.00	101,269,999.60	175,123,750.40
1202001300			0.00	0.00	0.00
	0306000000	Tourism Development and Promotion	0.00	0.00	0.00
1202001400			0.00	0.00	0.00
	0307000000	Trade Development and Promotion	0.00	0.00	0.00
	0306000000	Tourism Development and Promotion	0.00	0.00	0.00
1202001500			2,398,751,163.00	0.00	2,398,751,163.00
	0306000000	Tourism Development and Promotion	2,398,751,163.00	0.00	2,398,751,163.00
1202001600			11,169,972.00	10,471,409.70	698,562.30
	0306000000	Tourism Development and Promotion	11,169,972.00	10,471,409.70	698,562.30
1202001800		Tourism Promotion Fund (TPF).	2,445,561,000.00	0.00	2,445,561,000.00
	0306000000	Tourism Development and Promotion	2,445,561,000.00	0.00	2,445,561,000.00
1202001900			755,783,415.00	0.00	755,783,415.00
	0306000000	Tourism Development and Promotion	755,783,415.00	0.00	755,783,415.00
1202002000			241,718,562.00	0.00	241,718,562.00
	0306000000	Tourism Development and Promotion	241,718,562.00	0.00	241,718,562.00
1202100100			0.00	0.00	0.00
	0306000000	Tourism Development and Promotion	0.00	0.00	0.00
1202100300			61,000,000.00	60,998,000.00	2,000.00
	0306000000	Tourism Development and Promotion	61,000,000.00	60,998,000.00	2,000.00
1202100400			0.00	0.00	0.00
	0306000000	Tourism Development and Promotion	0.00	0.00	0.00
1202100500			208,600,000.00	208,177,400.00	422,600.00
	0306000000	Tourism Development and Promotion	208,600,000.00	208,177,400.00	422,600.00
1202100600			0.00	0.00	0.00
	0306000000	Tourism Development and Promotion	0.00	0.00	0.00
1202100800			55,000,000.00	55,000,000.00	0.00
	0306000000	Tourism Development and	55,000,000.00	55,000,000.00	0.00

		Promotion			
1202101000			0.00	0.00	0.00
	0306000000	Tourism Development and Promotion	0.00	0.00	0.00
1202101500		KICC Prefab	0.00	0.00	0.00
	0306000000	Tourism Development and Promotion	0.00	0.00	0.00
1202101600			0.00	0.00	0.00
	0306000000	Tourism Development and Promotion	0.00	0.00	0.00
1202101700			400,000.00	0.00	400,000.00
	0306000000	Tourism Development and Promotion	400,000.00	0.00	400,000.00
1202101800		Rehabilitation of Jomo Kenyatta Public Beach	0.00	0.00	0.00
	0306000000	Tourism Development and Promotion	0.00	0.00	0.00
1202101900		Beach Cleanup by the KWS	0.00	0.00	0.00
	0306000000	Tourism Development and Promotion	0.00	0.00	0.00
1202102000		Repair & Rehabilitation of Farm Murera Gate Road	0.00	0.00	0.00
	0306000000	Tourism Development and Promotion	0.00	0.00	0.00
1202102100			0.00	0.00	0.00
	0306000000	Tourism Development and Promotion	0.00	0.00	0.00
1202102200			0.00	0.00	0.00
	0306000000	Tourism Development and Promotion	0.00	0.00	0.00
1202102600			0.00	0.00	0.00
	0306000000	Tourism Development and Promotion	0.00	0.00	0.00
1202102700			150,000,000.00	150,000,000.00	0.00
	0306000000	Tourism Development and Promotion	150,000,000.00	150,000,000.00	0.00
		Grand Total	8,214,732,479.00	1,791,991,632.65	6,422,740,846.35

The Statement has been prepared, reviewed and approved by the following:

Prepared By: _____

Date: _____

Reviewed By: _____

Date: _____

Approved By: _____

Date: _____



Budget Execution By Programmes and Sub-Programmes

Entity: 1202-State Department for Tourism

Period: JUL-21 To JUN-22

Program	Sub Program	Description	Approved Budget	Actual Payments	Variance
030600000		Tourism Development and Promotion	8,214,732,479.00	1,791,991,632.65	6,422,740,846.35
	0306010000	Tourism Promotion and Marketing	897,893,330.00	619,846,831.50	278,046,498.50
	0306020000	Niche tourism product development and diversification	3,783,494,186.00	471,463,654.95	3,312,030,531.05
	0306030000	Tourism Infrastructure Development	2,849,069,725.00	208,177,400.00	2,640,892,325.00
	0306040000	Tourism Training & Capacity Building	276,393,750.00	101,269,999.60	175,123,750.40
	0306050000		407,881,488.00	391,233,746.60	16,647,741.40
030700000		Trade Development and Promotion	0.00	0.00	0.00
	0307090000		0.00	0.00	0.00
		Grand Total	8,214,732,479.00	1,791,991,632.65	6,422,740,846.35

The Statement has been prepared, reviewed and approved by the following:

Prepared By: _____

Date: _____

Reviewed By: _____

Date: _____

Approved By: _____

Date: _____



Budget Execution by Programme and Economic Classification

Entity: 1202-State Department for Tourism

Period: JUL-21 To JUN-22

Program	Item	Description	Approved Budget	Actual Payments	Variance
0306000000		Tourism Development and Promotion	8,214,732,479.00	1,791,991,632.65	6,422,740,846.35
	2110000	Wages and Salary Contributions	225,870,000.00	212,972,752.65	12,897,247.35
	2210000	Goods and Services	234,590,240.00	224,556,488.05	10,033,751.95
	2220000	Routine Maintenance	13,609,003.00	13,195,614.85	413,388.15
	2520000	Subsidies to Private Enterprises	0.00	0.00	0.00
	2630000	Grants & Transfer To Other Govt. Units	7,623,537,890.00	1,225,600,000.30	6,397,937,889.70
	2640000	Other Transfers and Emergency Relief	45,000,000.00	44,999,998.80	1.20
	2710000	Social Security Benefits	1,996,263.00	1,996,263.00	0.00
	3110000	Acquisition of Fixed Capital Assets	70,129,083.00	68,670,515.00	1,458,568.00
0307000000		Trade Development and Promotion	0.00	0.00	0.00
	2630000	Grants & Transfer To Other Govt. Units	0.00	0.00	0.00
		Grand Total	8,214,732,479.00	1,791,991,632.65	6,422,740,846.35

The Statement has been prepared, reviewed and approved by the following:

Prepared By: _____

Date: _____

Reviewed By: _____

Date: _____

Approved By: _____

Date: _____

